

Key to Restriction Types Displayed

- No loading
- No waiting at any time
- No waiting
- School entrance markings
- Limited Waiting 40 minutes
no return for 1 hour 20 minutes Mon-Sat 8am-6pm
- Prohibition of Goods Vehicles exceeding 7.5 tonnes gross Weight
- Prohibition of Driving (static)
- One Way
- 20mph
- 20mph zone
- 40mph
- Box Junction
- One Way

Bolton Council

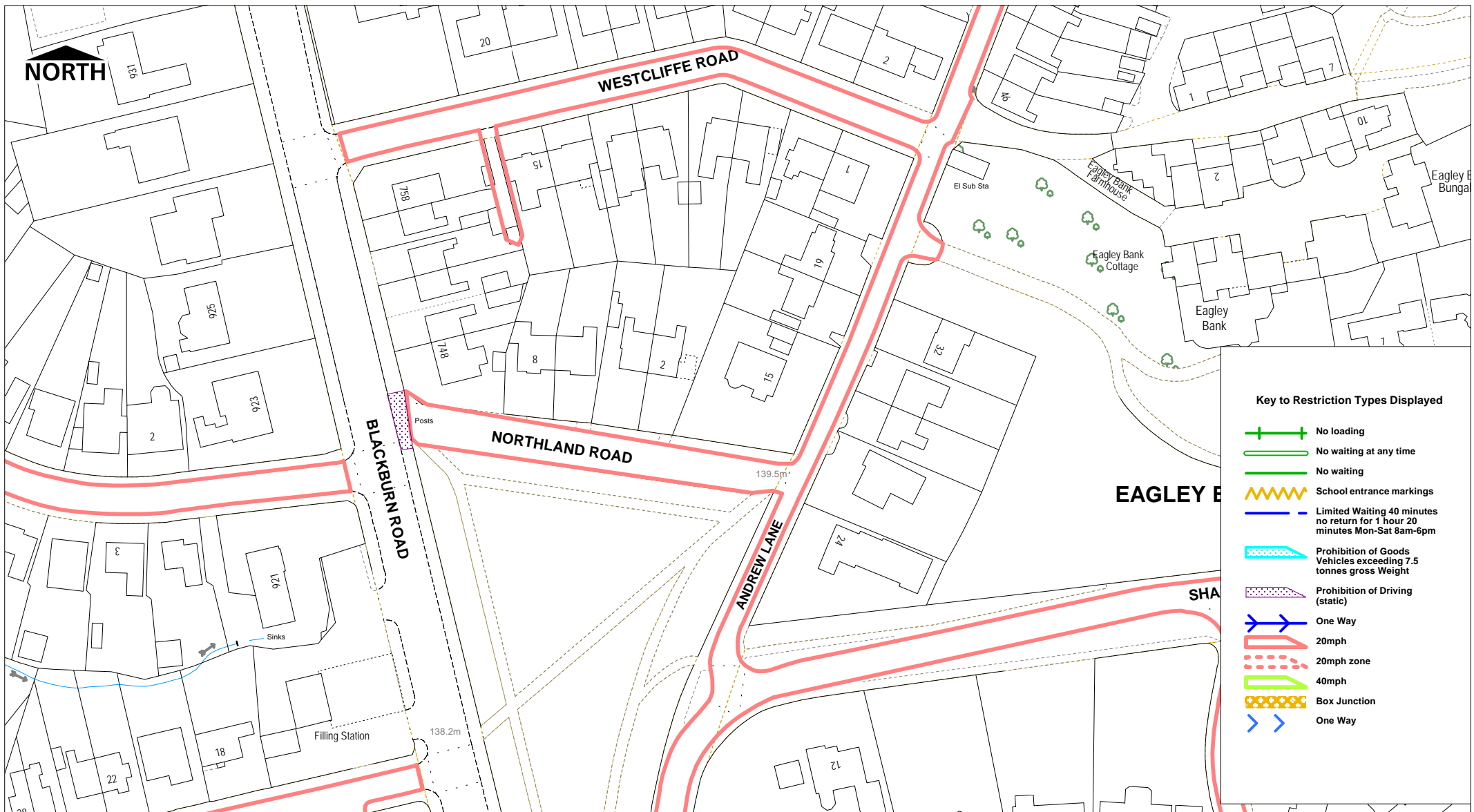
Highways & Engineering Division
Paderborn House
Bolton BL1 1UA
www.bolton.gov.uk/highways

Astley Bridge / Sharples Area
Current traffic orders

Page
1 of 9

© Crown copyright and database rights
Bolton Council.
Licence No. 100019389 2017

SCALE	1 : 1250
DATE	20/06/2017
DRAWING No.	303886-1
DRAWN BY	PDH
CHECKED BY	HWB



Key to Restriction Types Displayed

- No loading
- No waiting at any time
- No waiting
- School entrance markings
- Limited Waiting 40 minutes no return for 1 hour 20 minutes Mon-Sat 8am-6pm
- Prohibition of Goods Vehicles exceeding 7.5 tonnes gross Weight
- Prohibition of Driving (static)
- One Way
- 20mph
- 20mph zone
- 40mph
- Box Junction
- One Way

Bolton Council

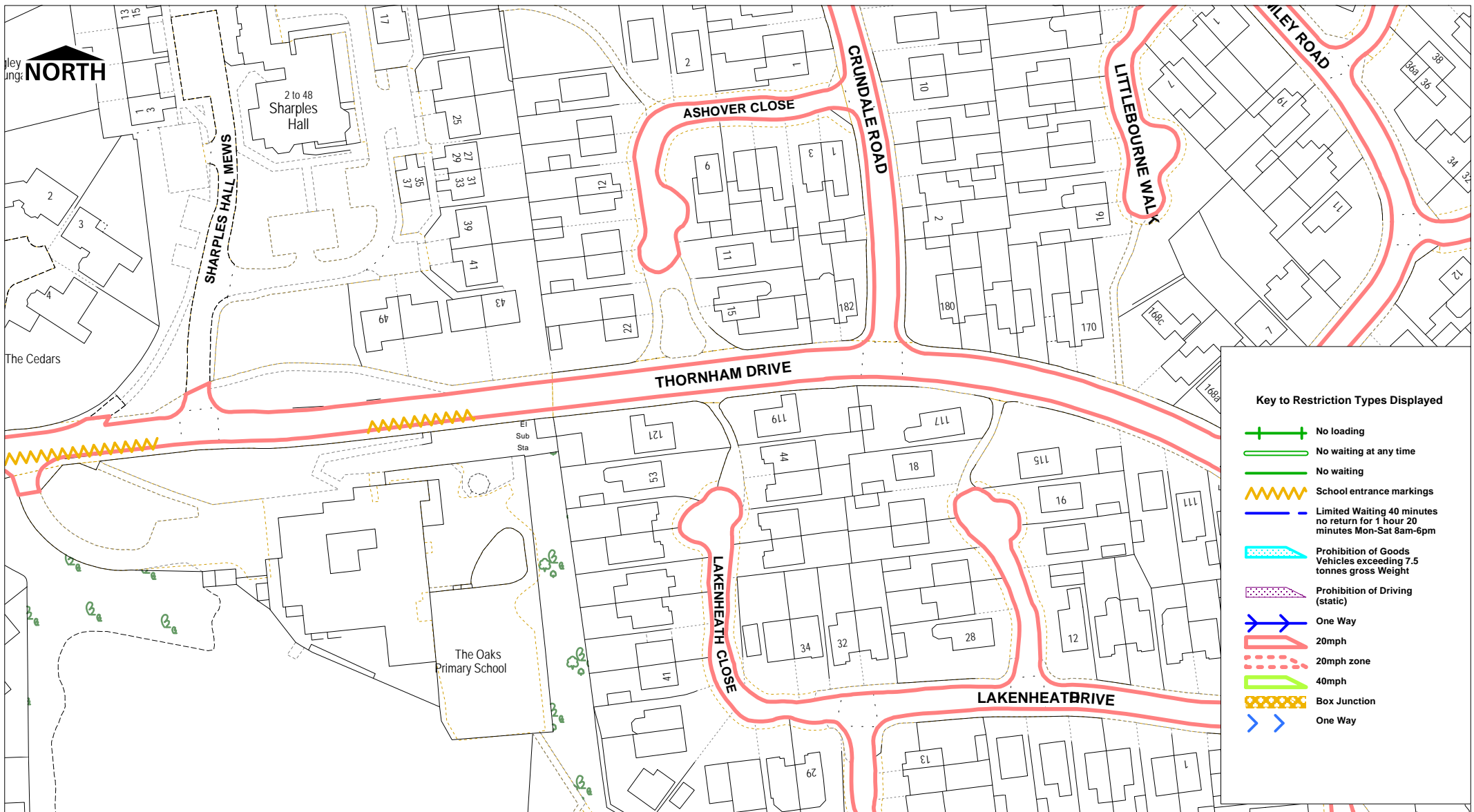
Highways & Engineering Division
Paderborn House
Bolton BL1 1UA
www.bolton.gov.uk/highways

Astley Bridge / Sharples Area
Current traffic orders

Page
2 of 9

© Crown copyright and database rights
Bolton Council.
Licence No. 100019389 2017

SCALE	1 : 1250
DATE	06/06/2017
DRAWING No.	303886-1
DRAWN BY	PDH
CHECKED BY	HWB



Bolton Council

Highways & Engineering Division
Paderborn House
Bolton BL1 1UA
www.bolton.gov.uk/highways

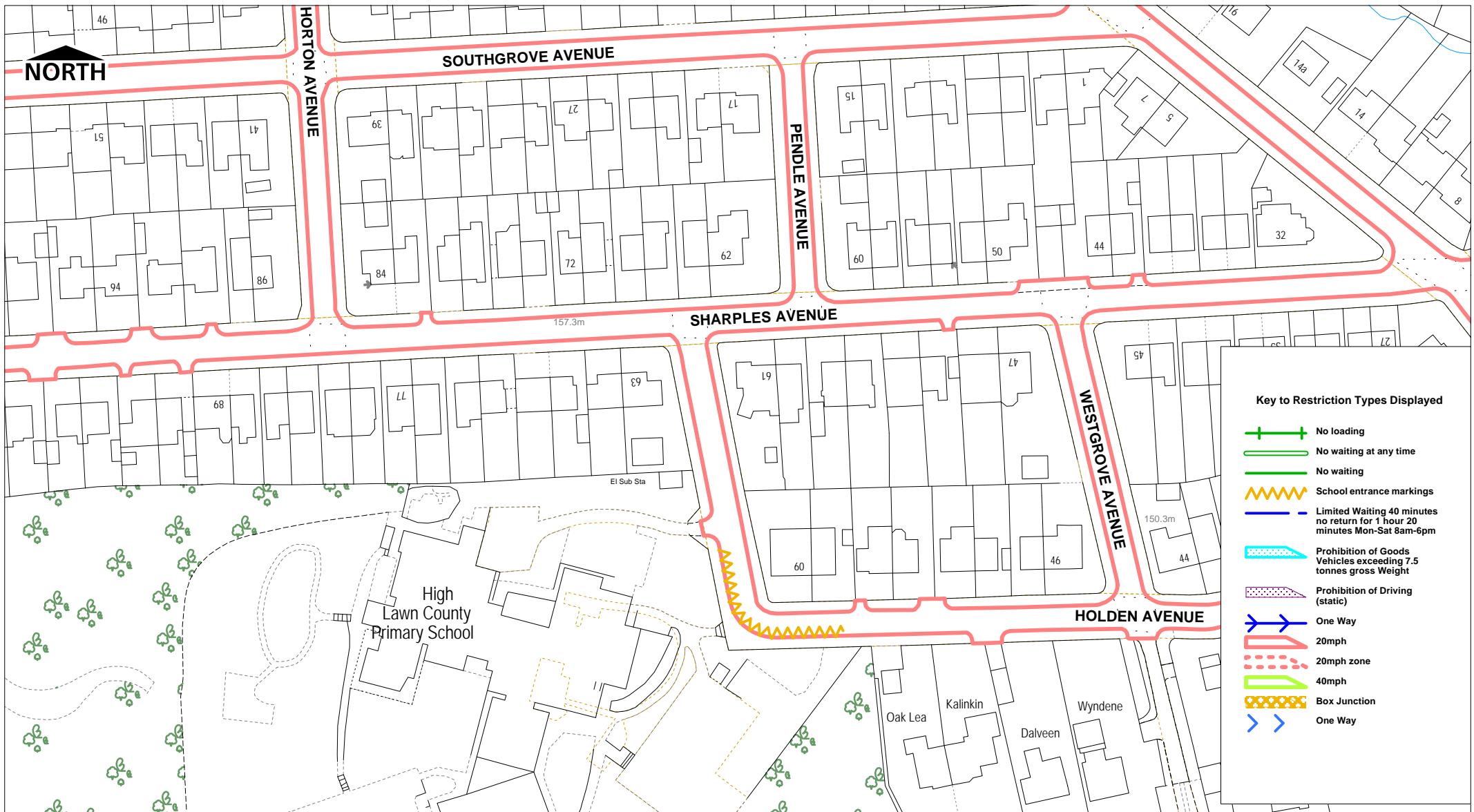
Astley Bridge / Sharples Area
Current traffic orders

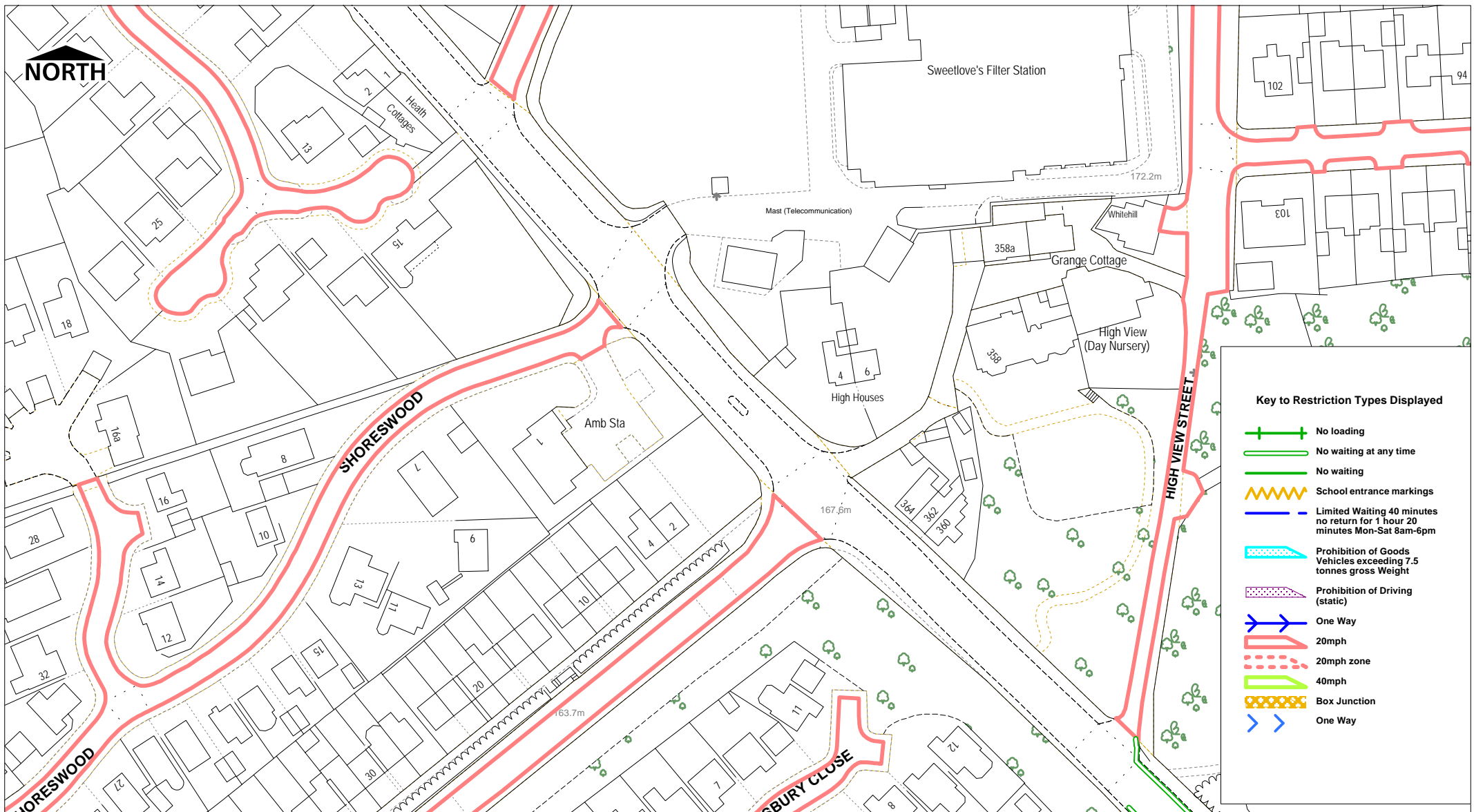
Page
3 of 9

© Crown copyright and database rights
Bolton Council.

Licence No. 100019389 2017

SCALE	1 : 1250
DATE	06/06/2017
DRAWING No.	303886-1
DRAWN BY	PDH
CHECKED BY	HWB





Key to Restriction Types Displayed

- No loading
- No waiting at any time
- No waiting
- School entrance markings
- Limited Waiting 40 minutes
no return for 1 hour 20
minutes Mon-Sat 8am-6pm
- Prohibition of Goods
Vehicles exceeding 7.5
tonnes gross Weight
- Prohibition of Driving
(static)
- One Way
- 20mph
- 20mph zone
- 40mph
- Box Junction
- One Way

**Bolton
Council**

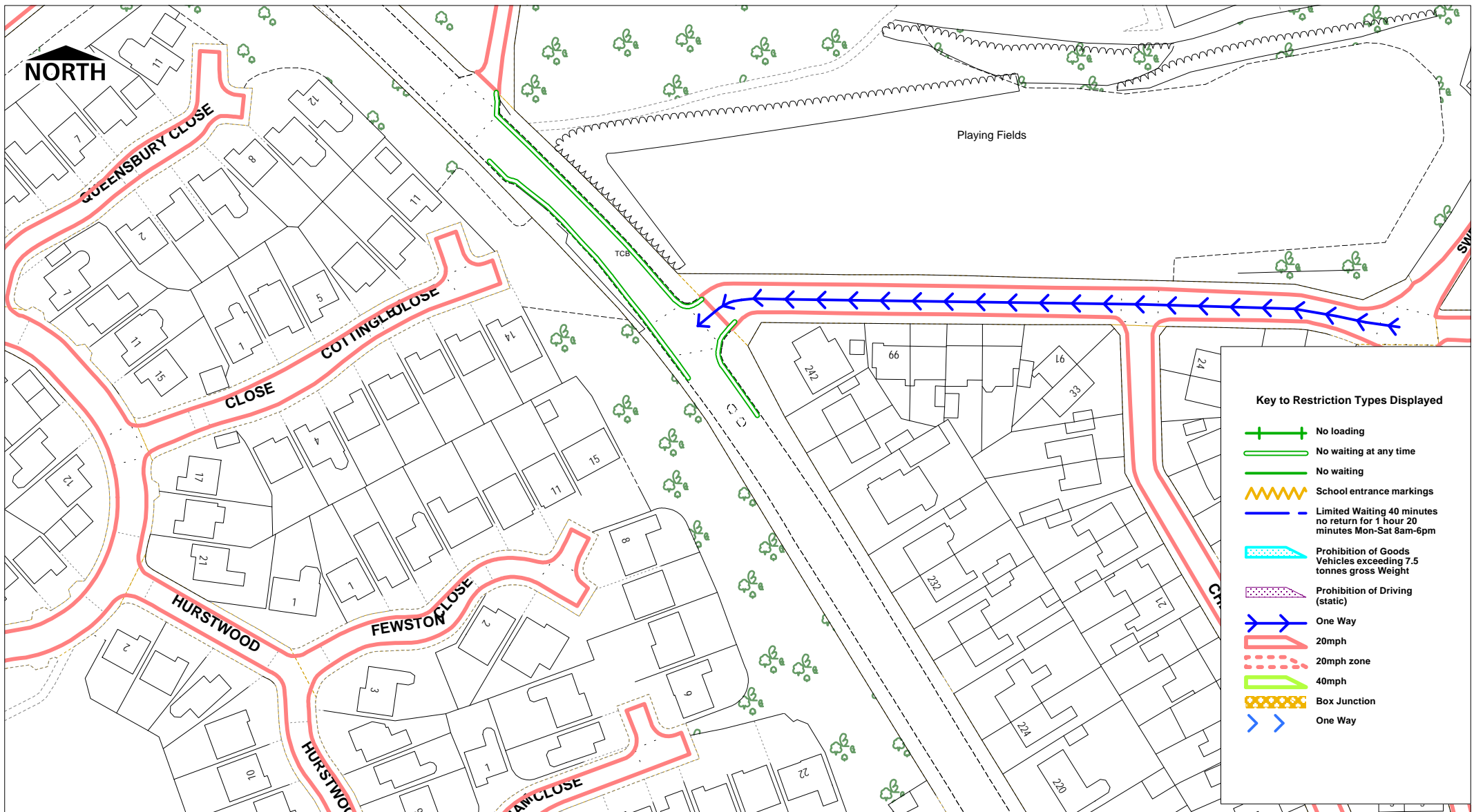
Highways & Engineering Division
Paderborn House
Bolton BL1 1UA
www.bolton.gov.uk/highways

Astley Bridge / Sharples Area
Current traffic orders

Page
5 of 9

© Crown copyright and database rights
Bolton Council.
Licence No. 100019389 2017

SCALE	1 : 1250
DATE	06/06/2017
DRAWING No.	303886-1
DRAWN BY	PDH
CHECKED BY	HWB



Key to Restriction Types Displayed

- No loading
- No waiting at any time
- No waiting
- School entrance markings
- Limited Waiting 40 minutes no return for 1 hour 20 minutes Mon-Sat 8am-6pm
- Prohibition of Goods Vehicles exceeding 7.5 tonnes gross Weight
- Prohibition of Driving (static)
- One Way
- 20mph
- 20mph zone
- 40mph
- Box Junction
- One Way

Bolton Council

Highways & Engineering Division
Paderborn House
Bolton BL1 1UA
www.bolton.gov.uk/highways

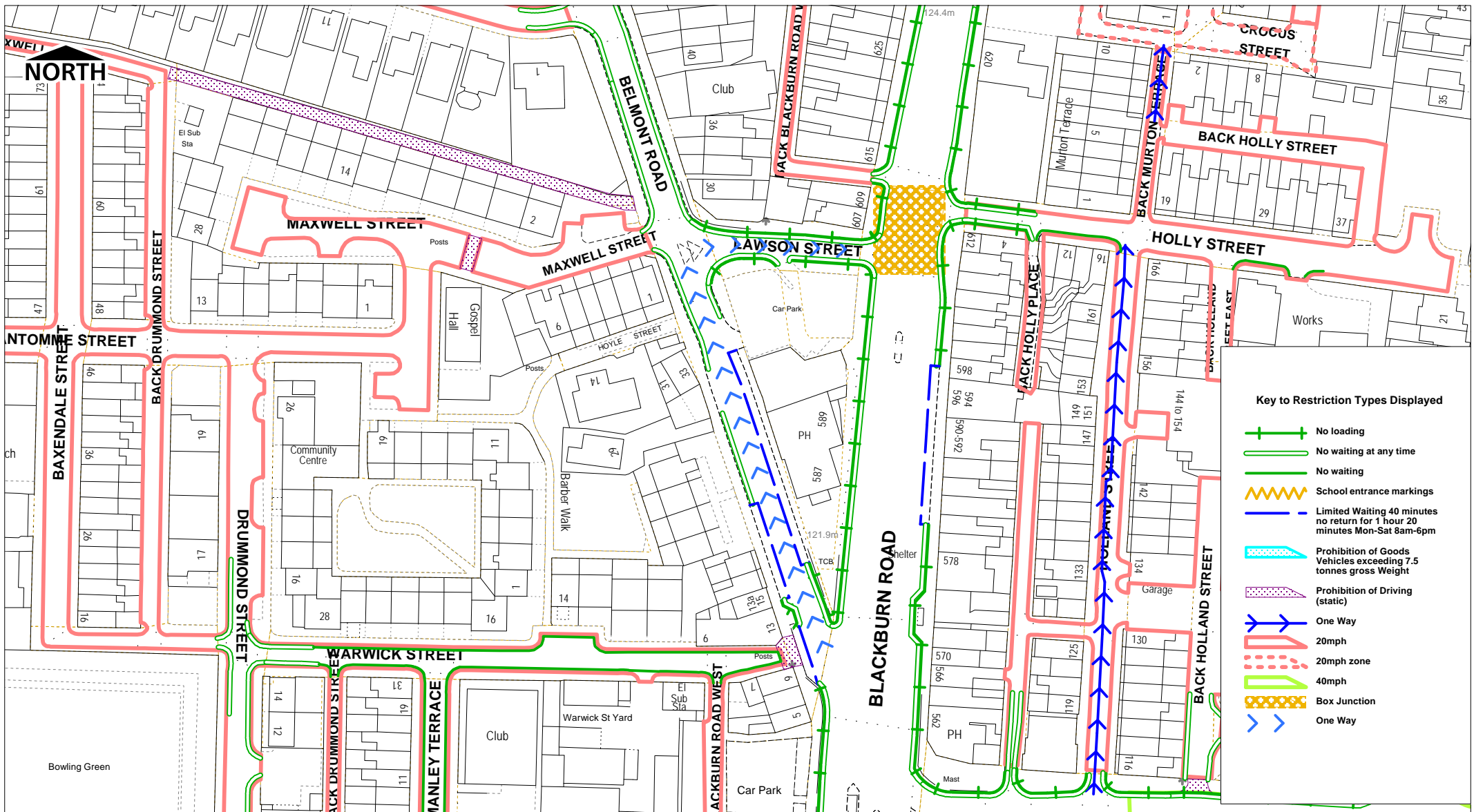
Astley Bridge / Sharples Area
Current traffic orders

Page
6 of 9

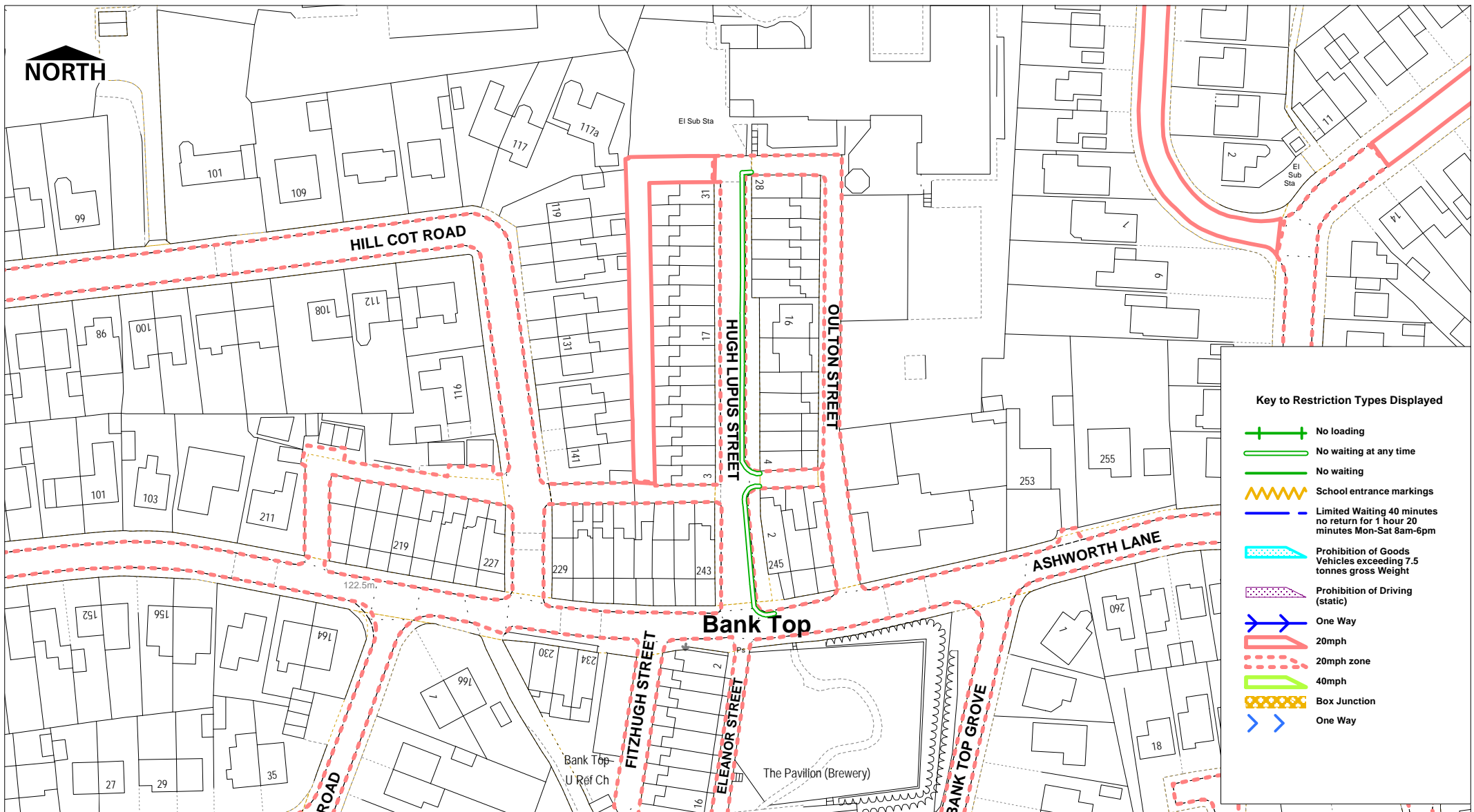
© Crown copyright and database rights
Bolton Council.

Licence No. 100019389 2017

SCALE	1 : 1250
DATE	06/06/2017
DRAWING No.	303886-1
DRAWN BY	PDH
CHECKED BY	HWB



SCALE	1 : 1250
DATE	06/06/2017
DRAWING No.	303886-1
DRAWN BY	PDH
CHECKED BY	HWB



Key to Restriction Types Displayed

- No loading
- No waiting at any time
- No waiting
- School entrance markings
- Limited Waiting 40 minutes no return for 1 hour 20 minutes Mon-Sat 8am-6pm
- Prohibition of Goods Vehicles exceeding 7.5 tonnes gross Weight
- Prohibition of Driving (static)
- One Way
- 20mph
- 20mph zone
- 40mph
- Box Junction
- One Way

Bolton Council

Highways & Engineering Division
Paderborn House
Bolton BL1 1UA
www.bolton.gov.uk/highways

Astley Bridge / Sharples Area
Current traffic orders

Page
8 of 9

© Crown copyright and database rights
Bolton Council.
Licence No. 100019389 2017

SCALE	1 : 1250
DATE	06/06/2017
DRAWING No.	303886-1
DRAWN BY	PDH
CHECKED BY	HWB



Bolton Council

Highways & Engineering Division
Paderborn House
Bolton BL1 1UA
www.bolton.gov.uk/highways

Astley Bridge / Sharples Area
Current traffic orders

Page
9 of 9

© Crown copyright and database rights
Bolton Council.

Licence No. 100019389 2017

SCALE	1 : 1250
DATE	06/06/2017
DRAWING No.	303886-1
DRAWN BY	PDH
CHECKED BY	HWB