

Children's Services Scrutiny Committee

27th March 2023

Educational attainment and outcomes including
NEET

Geraldine Whitehead
Assistant Director – Inclusive Education & Learning

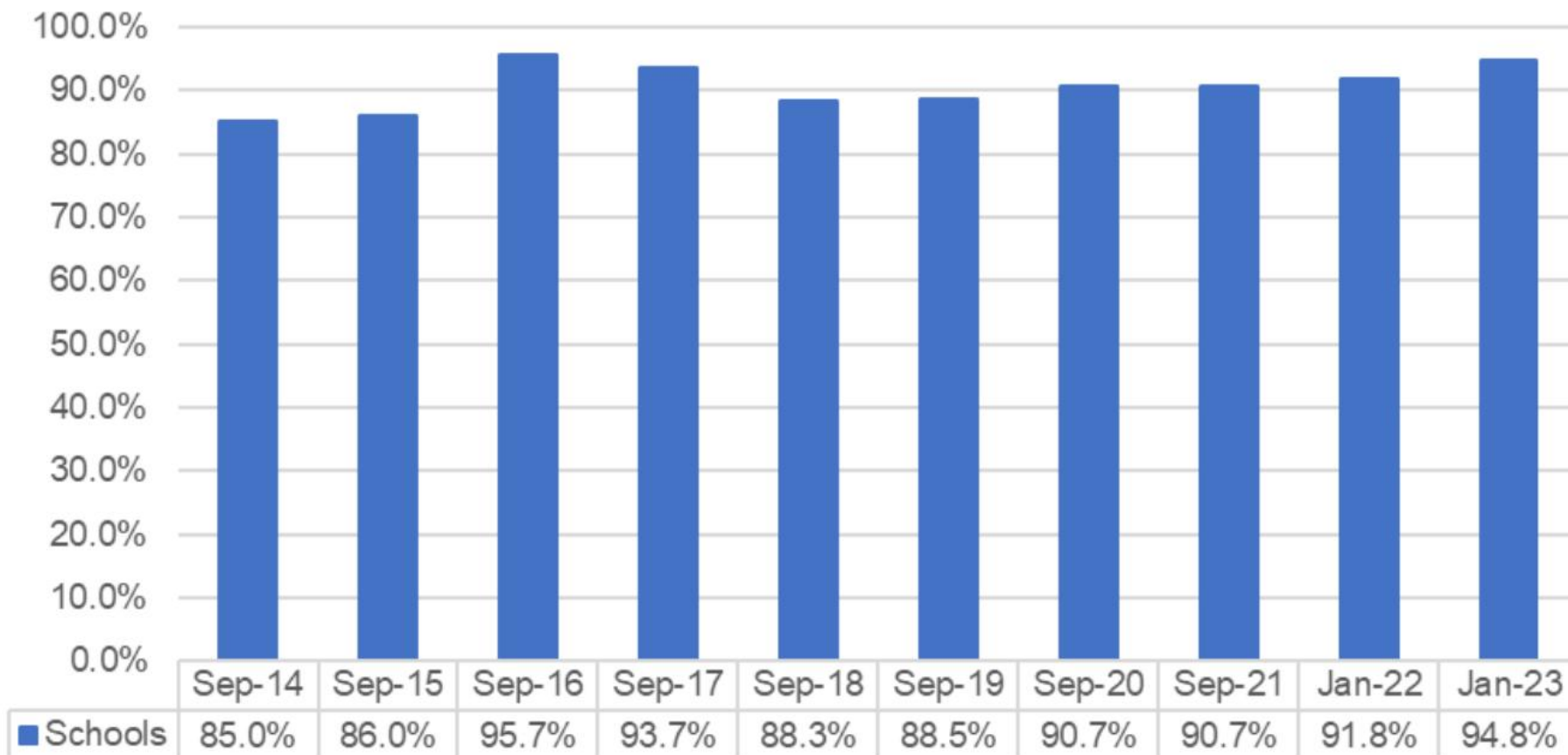


Education and Learning

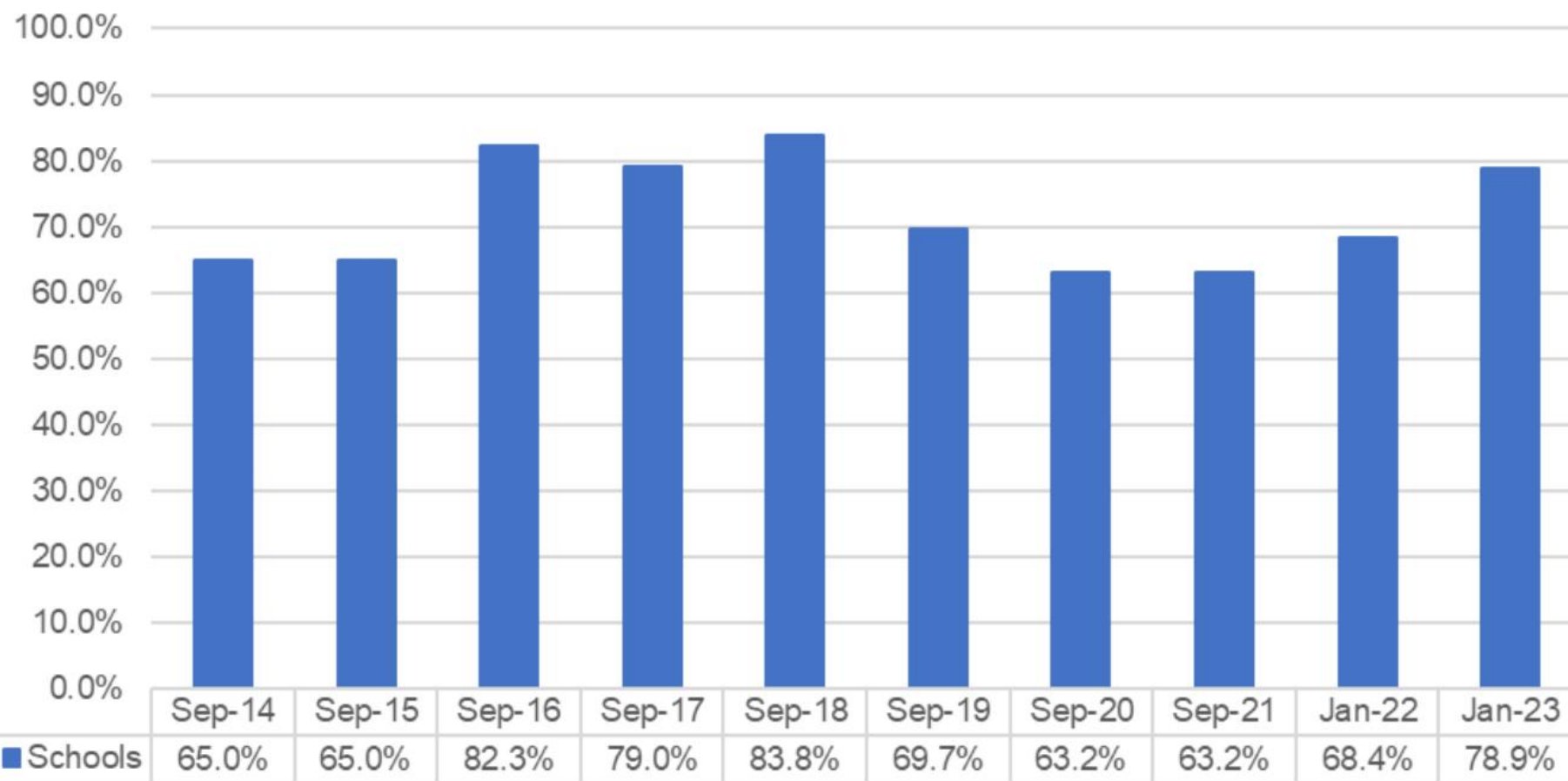
Performance Overview
(As at Quarter 3 - 2022/23)



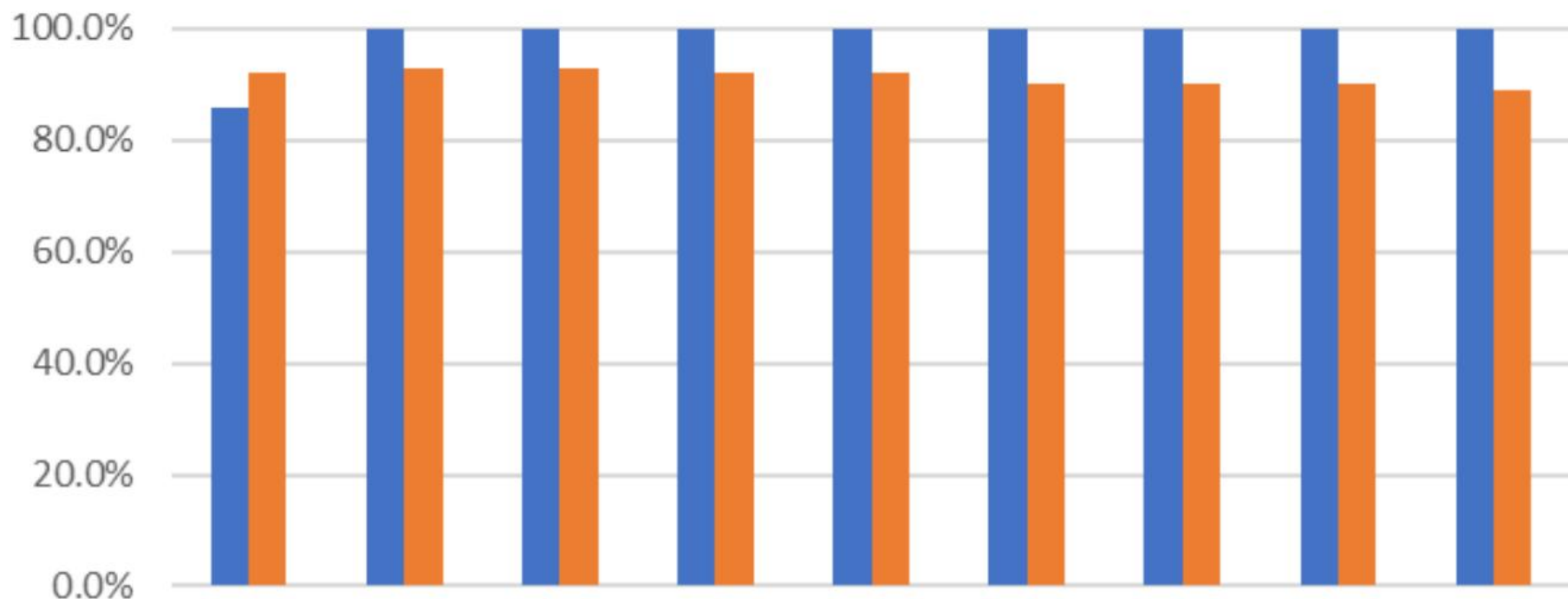
Percentage of Primary Schools Good or Better



Percentage of Secondary Schools Good or Better



% of Special Schools judged good or better



	Sep-15	Sep-16	Sep-17	Sep-18	Sep-19	Sep-20	Sep-21	Jan-22	Jan-23
■ Bolton	86.0%	100.0%	100.0%	100.0%	100.0%	100.0%	100.0%	100.0%	100.0%
■ England	92.0%	93.0%	93.0%	92.0%	92.0%	90.0%	90.0%	90.0%	89.0%

Early Years Foundation Stage results

2021/2022

Helen Shearer

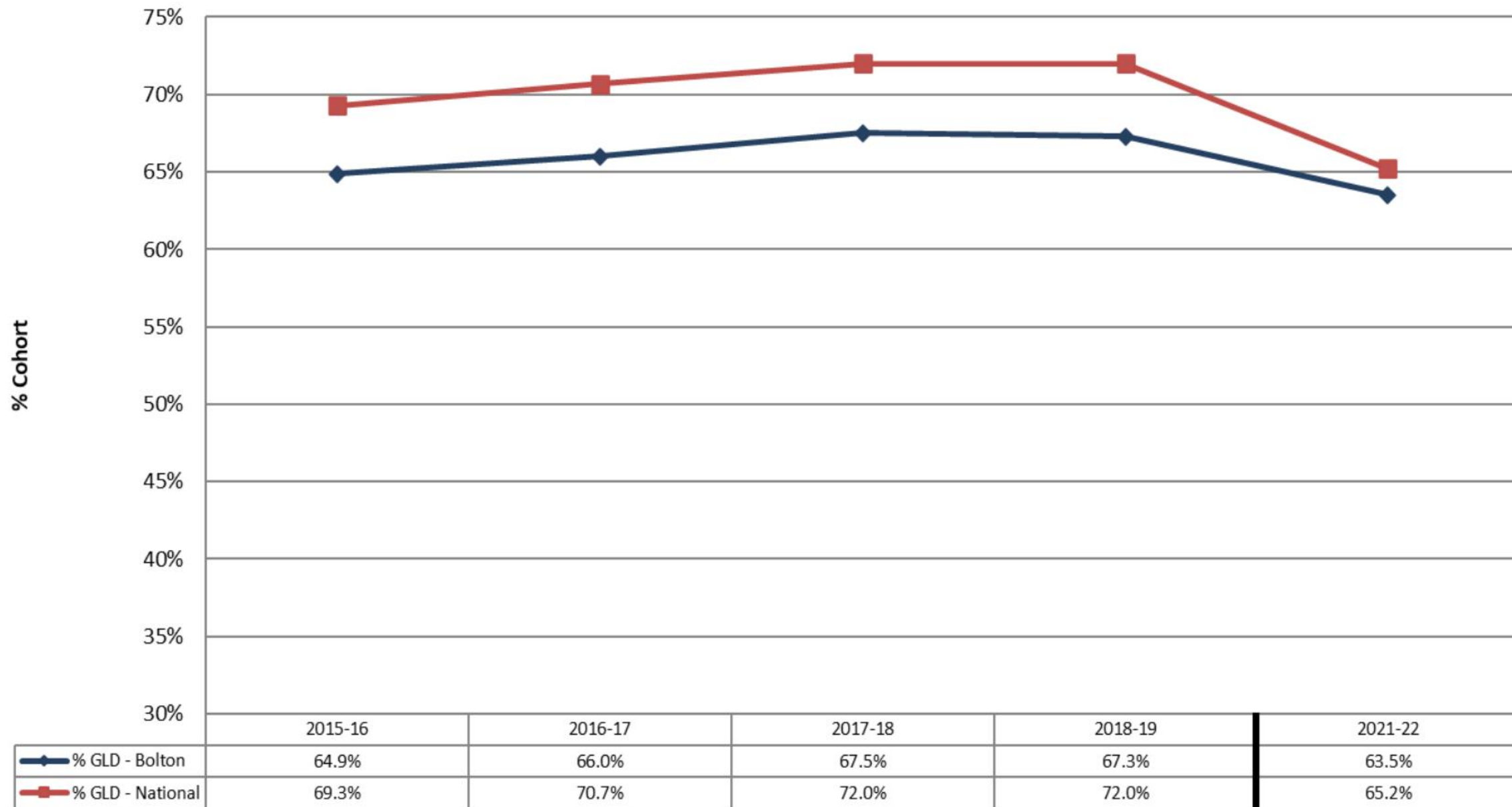
Head of Start Well, Strategic Lead Early Years



Early Years Foundation Stage Profile results 21/22

- 2021/22 a new national assessment Framework introduced . Not like for like comparison with 2019
- Areas of learning same but Early Learning Goals changed.
- Good Level of Development calculated in same way.
- No exceeding judgements
- No statutory LA moderation requirement for new EYFS Profile
- Bolton with GMCA facilitated core team of moderators delivered through 10 clusters, 97 schools attended
- Some areas of contention particularly phonics/ maths- additional criteria being created making assessment harder for some children to achieve
- Spread of attainment in Bolton is 20% - 89%

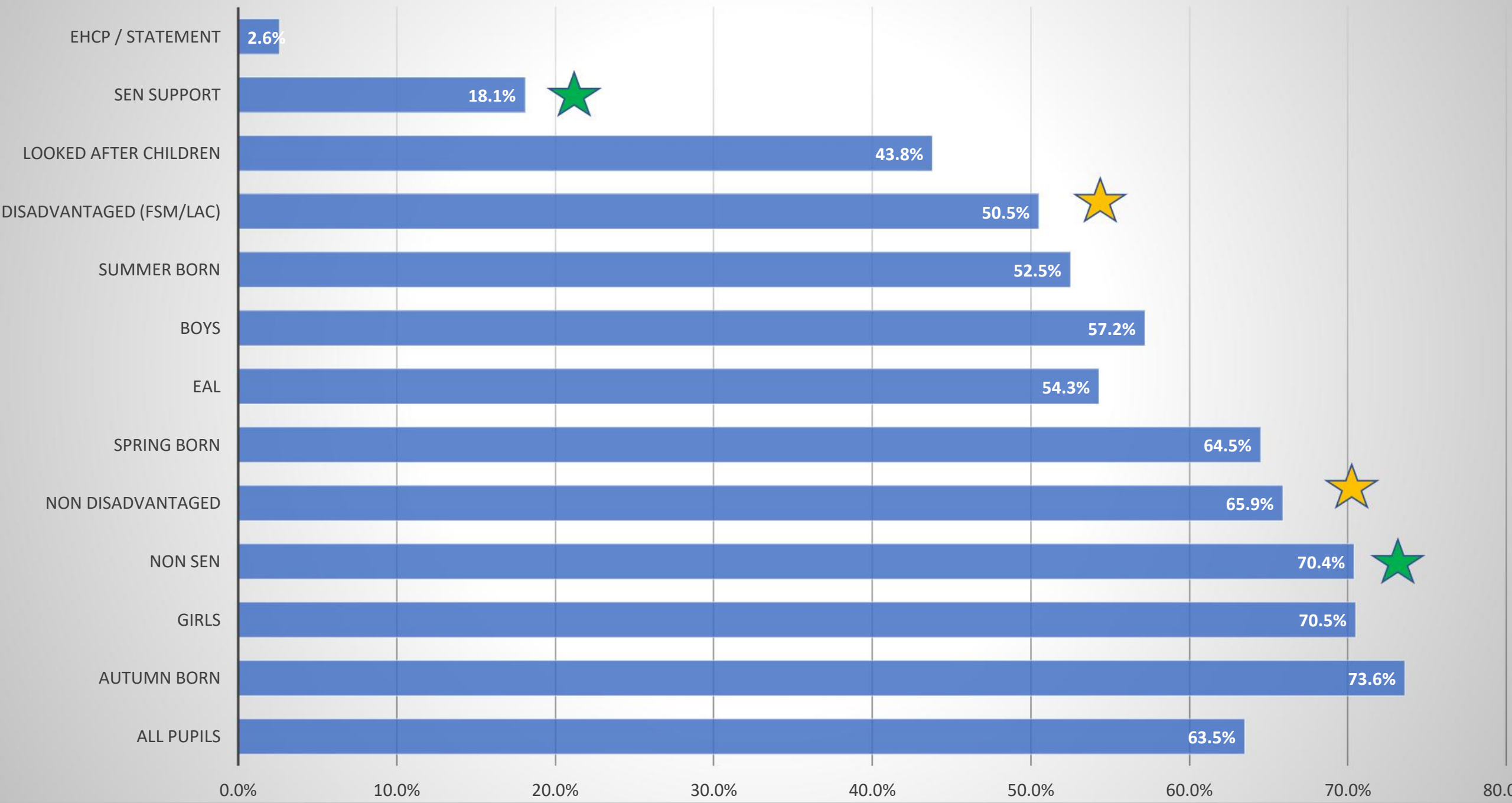
EYFSP - % Achieving a Good Level of Development - Bolton & National



Areas of learning 2021/22

Specific Area of Learning	Percentage of all children	Trend
Communication Development	76%	↔
Physical Development	84%	↑
Personal Social Development	81%	↑
Literacy	66%	↓
Mathematics	72%	↔
Understanding the world	74%	↓
Expressive art and design	80%	↓

% Pupils Achieving a Good Level of Development - by Vulnerable Group - 2021-22



Early Years SEND support

- All Early years providers follow the **SEND Code of Practice** and have an appointed **Speciation Education Needs Coordinator**
- All follow the **graduated Approach** and SEN support
- **Start Well service support** including training packages and briefings
- **Early Years Single Point of access** where providers refer for support including; Start well outreach teacher; Ladywood Outreach and Education Psychologist support
- **Early years inclusion fund**; available to support funded children aged 2,3 and 4 in nursery schools and classes, private or voluntary settings or with Childminders. It is for those children who already have identified needs and have agencies working together to support them
- **Early Years High Needs Bases provision**; SEND Base provision offer places for children aged 2-5 years with High Needs SEND within an environment that will meet their learning and development needs, enable integration and be staffed by practitioners able to offer specialism.
- **Transition for children with SEND** including support and access to funding whilst EHCP is pending at the beginning of Reception year.

Number of children

Early Inclusion Funding Numbers:

- 2021-2022 296 children funded over the year

Early years Single Point of Access

- 2021-2022 161 children referred of which 22 received SW Outreach teacher support , 80 received Ladywood outreach, 39 received Education Psychologist support

Transition Fund numbers:

- 2021 – 24 children were successful in receiving this.
- 2022 – 14 children were successful in receiving this.

High Need bases places

- 2012-2022 – 28 children are placed in the High Needs Bases provision Bolton.



Deborah Butler

**Strategic School Improvement Primary
Lead**




KS1 & KS2 Results 2021/2022



Background

- **2022 data is the first data set since 2019 due to the cancellation of statutory testing during the pandemic.**
- **DfE state that performance data for 2022 should not be directly compared with 2019 and earlier. Nor should comparisons be made between schools. This is because schools may have been affected differently by COVID-19.**



KS2 SAT Results Expected Standard				
All pupils	Reading	Writing	Maths	RWM
Bolton 2022	75	73	75	63
National 2022	75	70	72	59

KS2 SAT Results Higher Standard				
All pupils	Reading	Writing	Maths	RWM
Bolton 2022	28	16	24	8
National 2022	28	13	23	7

End of Key Stage 2 2022

- RWM combined at EXP+ is above national by 4%
- Reading EXP+ is in line with national.
- Writing EXP+ is above national by 3%
- Maths EXP+ is above national by 3%



Disadvantaged Pupils

KS2 SAT Results Expected Standard				
Disadvantaged	Reading	Writing	Maths	RWM
Bolton 2022	67	63	65	51
National 2022	63	56	57	43



SEN

KS2 SAT Results Expected Standard				
No SEN	Reading	Writing	Maths	RWM
Bolton 2022	84	83	83	72
National 2022	84	80	81	69

KS2 SAT Results Expected Standard				
SEN - EHCP	Reading	Writing	Maths	RWM
Bolton 2022	17	13	17	8
National 2022	17	11	15	7

KS2 SAT Results Expected Standard				
SEN support	Reading	Writing	Maths	RWM
Bolton 2022	41	32	40	
National 2022	44	31	40	21

Progress

Bolton Progress 2022			
	Reading	Writing	Maths
All pupils	+0.83	+1.49	+1.10
Disadvantaged	+0.70	+0.74	+1.13
No SEN	+1.11	+1.83	+0.43
EHCP	-0.72	-0.82	-0.42
SEN support	-0.33	+0.04	+0.12

All Pupils

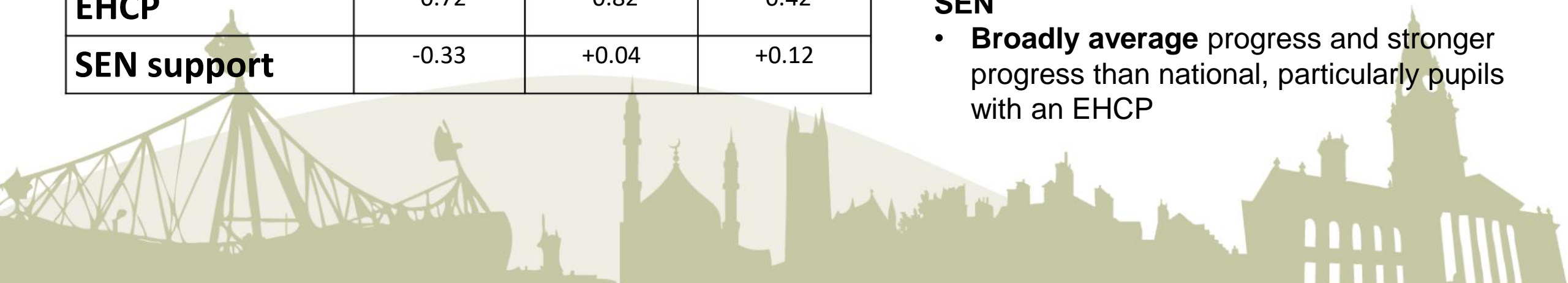
- Reading = 0.83 overall this represents progress that is **broadly in-line with national comparators**
- Writing = 1.49 overall this represents progress that is **above national comparators**
- Maths = 1.1 which is **above national comparators**

Disadvantaged

- **Positive** progress from low starting points, stronger progress than national for the group

SEN

- **Broadly average** progress and stronger progress than national, particularly pupils with an EHCP



Commentary

- Very pleasing outcomes overall with Bolton LA 4% above the national average for RWM combined.
- Reading outcomes have improved and are in line with the national average for the first time at both the expected standard and greater depth.
- Outcomes in both writing and maths are above the national average at both the expected standard and greater depth.
- Whilst both LA and national outcomes have dipped following the pandemic, the outcomes for the LA have not dipped to the same extent as they have nationally.
- Both outcomes and progress of disadvantaged pupils and those with SEND are positive and compare well with national figures.



Y4 Multiplication Tables Check

	% Average Mark	% Full marks
Bolton 2022	21.1	38
National 2022	19.8	27

- **Bolton LA outcomes are well above the national average.**



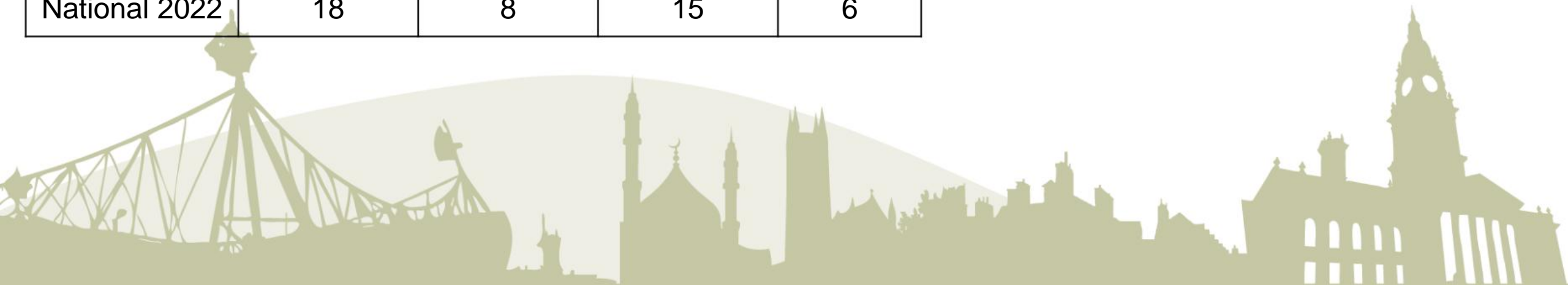
KS1 SAT Results Expected Standard

	Reading	Writing	Maths	RWM
Bolton 2022	67	58	69	54
National 2022	67	58	68	53

KS1 SAT Results Greater Depth Standard

	Reading	Writing	Maths	RWM
Bolton 2022	17	9	16	7
National 2022	18	8	15	6

- RWM combined at EXP+ is 1% above national
- Reading EXP+ is in line with national.
- Writing EXP+ is in line with national.
- Maths EXP+ is 1% above national.



Commentary

- Very pleasing outcomes overall with Bolton LA in line with the national average for RWM combined.
- Reading outcomes are in line with the national average at both the expected standard and greater depth.
- Whilst both LA and national outcomes have dipped following the pandemic, the outcomes for the LA have not dipped to the same extent as they have nationally.



Year 1 Phonics Check	
Y1 Bolton 2022	77%
Y1 National 2022	76%

Year 2 Phonics Check	
Y2 Bolton 2022	88%
Y2 National 2022	91%

- Bolton LA outcomes are in line with the national average at the end of Year 1.
- Bolton LA outcomes are 2% below the national average at the end of Year 2.



KS4 & Post 16 Results



GCSE 2022

Year	2018		2019		2022	
Headline Measure	Bolton	National State Funded	Bolton	National State Funded	Bolton	National State Funded
Progress 8	-0.11	-0.02	-0.2	-0.03	-0.12	-0.03
Average Attainment 8 per pupil	44.6	46.5	44.6	46.7	46.2	48.8
% Ebacc Entry	33	38	30	40	31	39
% Achieving Grade 5+ English and Maths (Strong Pass)	40	43	41	43	47	50
% Achieving Grade 4+ English and Maths (Standard Pass)	61	64	62	65	66	69

The **progress** of students in Bolton, in the context of 2022, was better than student progress in Bolton in the context of 2019.

Progress and Attainment of students in Bolton is typically just the below national average.

Disadvantaged Pupils

2022	GCSE	
Headline Measure	Bolton	England
Progress 8	-0.51	-0.55
Average Attainment 8 per pupil	37.1	37.6
% Ebacc Entry	19.7	26.9
% Achieving Grade 5+ English and Maths (Strong Pass)	30.3	29.6
% Achieving Grade 4+ English and Maths (Standard Pass)	48.4	48.4

- The **progress** of disadvantaged students in Bolton in 2022 was better than the average of disadvantaged students in England.
- The **average attainment 8** of disadvantaged students in Bolton was broadly in line with the average in England.
- The percentage of disadvantaged students in Bolton gaining a **strong pass (5+) in English & Maths** was higher than the average in England.
- The percentage of disadvantaged students in Bolton gaining a **standard pass (4+) in English & Maths** was in line with the average in England.
- The percentage of disadvantaged students being **entered into the full suite of Ebacc subjects** is lower in Bolton than the England average.

SEN - GCSE

2022	No SEN		SEN - EHCP		SEN Support	
Headline Measure	Bolton	England	Bolton	England	Bolton	England
Progress 8	-0.01	0.1	-1.4	-1.33	-0.54	-0.47
Average Attainment 8 per pupil	49.6	52.5	11.5	14.3	30.1	34.8
% Ebacc Entry	34.8	43.5	2.2	4.1	10.5	17.8
% Achieving Grade 5+ English and Maths (Strong Pass)	51.9	55.8	7.2	6.9	15	22.4
% Achieving Grade 4+ English and Maths (Standard Pass)	72	75.9	8.9	13.4	30.7	38.9

- The **progress** of students in Bolton with SEN in 2022 was typically less than the average of students in England with SEN.
- The percentage of students in Bolton with SEN gaining a **strong pass (5+) in English & Maths** was higher than the average in England for students with an EHCP but lower for SEN Support students.

Post 16 2022

Year		2018		2019		2022	
Headline Measure		LA Average	England Average (Schools and Colleges)	LA Average	England Average (Schools and Colleges)	LA Average	England Average (Schools and Colleges)
A Level Qualifications only	Average Points per A level Entry	32	32.1	31.6	32.9	31.6	34
	Average Points expressed as a Grade	C+	C+	C	C+	C	C+
Applied General Qualifications	Average Points per Entry	27.1	28.5	28.8	28.9	28.8	28.9
	Average Points expressed as a Grade	Merit+	Merit+	Merit+	Merit+	Merit+	Merit+

•The attainment of students in Bolton on **'A Level Qualifications only'** is typically just below the national average when expressed as average points per entry or expressed as a grade.

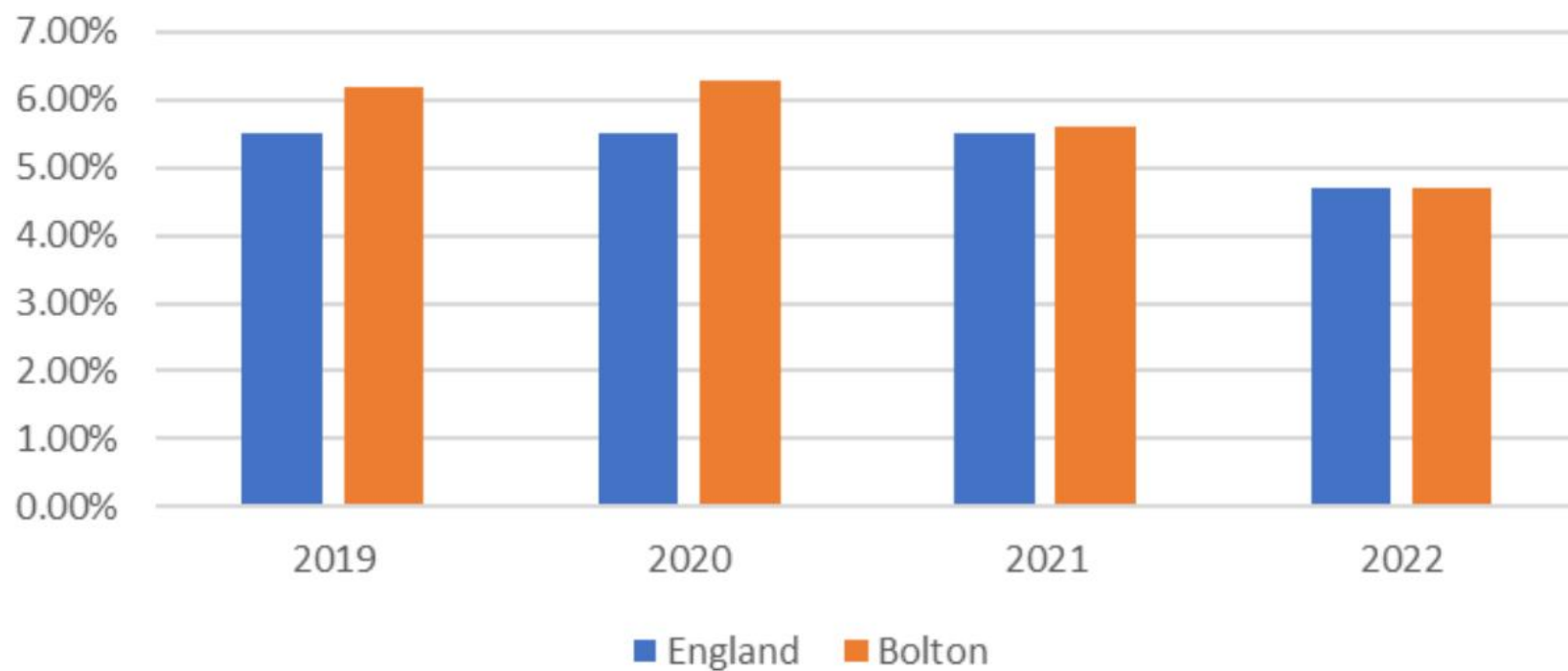
The attainment of students in Bolton on **'Applied General Qualifications'** is typically in line with the national average when expressed as average points per entry or expressed as a grade

Katrina Berwick

Connexions Careers Service Manager



16-17 year old NEET or whose destination is Not Known



NEET & Not Known Performance

- NEET figure - gap between Bolton & England decreasing.
- Reduction in Not Known destinations
- ESF NEET & Youth Employment contract. Jan 2022 – Sept 2023, 230 YP signed up to programme out of a programme target of 403; 166 young people having addressed significant barrier to learning and/or progressed to a positive outcome.
- Active member of Bolton, Bury Apprenticeship, GM Careers and Participation group, Princes Trust. Influencing local provision.

