

Children's Scrutiny

28 August 2019



Bolton 2030 Vision

Bolton will be a vibrant place built on strong cohesive communities, successful businesses, and healthy residents. It will be a welcoming place where people choose to study, work and put down roots.

Start Well

Live Well

Age Well





Peoples Priorities

- **Start Well**

Priority 1: The best start in life for all

Priority 2: Keep children learning successfully in our schools

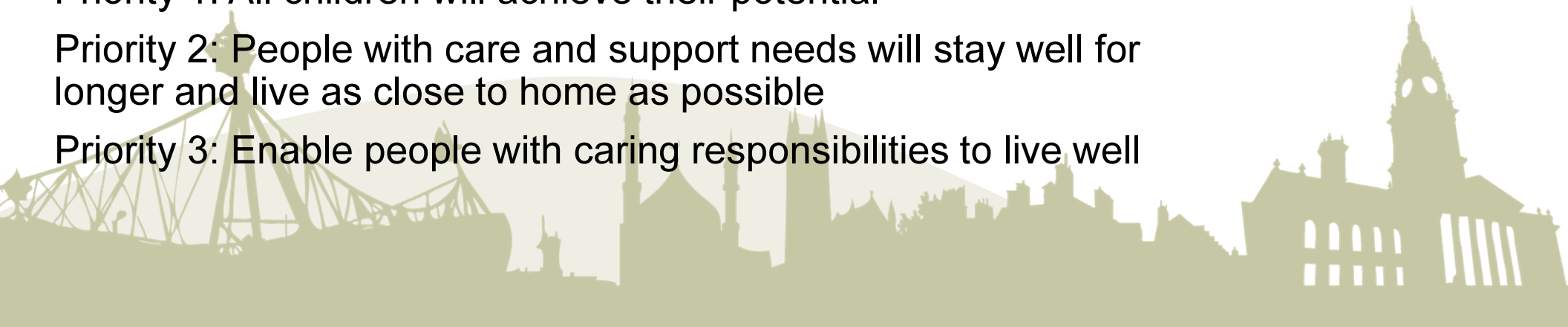
Priority 3: Keep children safe and help them to achieve permanence

- **Live Well**

Priority 1: All children will achieve their potential

Priority 2: People with care and support needs will stay well for longer and live as close to home as possible

Priority 3: Enable people with caring responsibilities to live well



People Priorities

- **Age Well**

Priority 1: People in Bolton live longer, healthier lives

Priority 2: People will remain independent for as long as possible, avoiding admissions to hospital or into 24-hour care

Priority 3: Bolton will have high quality long-term services that are refocused on provision for those with complex needs

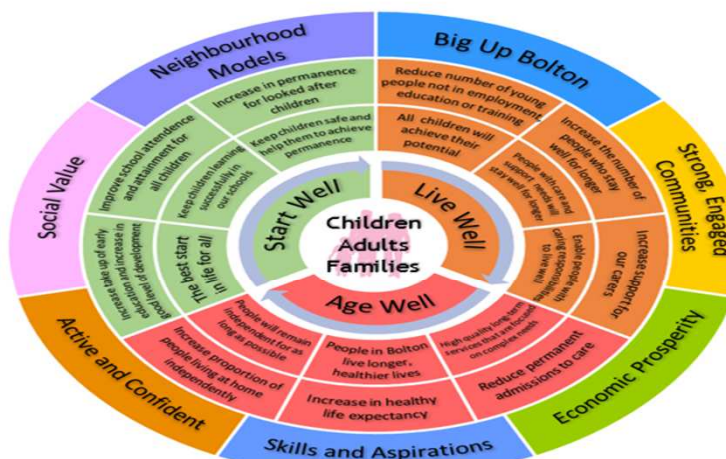


People's Plan Wheel

People Services Vision

What we will do

- Help earlier
- Deliver our services on a neighbourhood model
- Embed person-centred and strengths-based approaches
- Have a clear market position and clear expectations of our providers
- Deliver efficiently and sustainably



Our Change Programme

A clear budget strategy to become smaller in size and bigger in influence

Our behaviours

We will enable people to find best solutions for themselves

Co-design services with Bolton people

We will be outcomes focused


- % people achieving a good level of development at EYF5
- % of all people achieving the expected standard in Reading, Writing and Maths at KS2
- Average Progress 8 score per pupil
- % of primary school children persistently absent from school
- % of secondary school children persistently absent from school
- Percentage of final EHCs (including exception cases) issued within 30 weeks
- % of eligible 2 year old children benefiting from funded early education places
- % people in primary schools judged by Ofsted to be good or outstanding at end of quarter
- % of people in secondary schools judged by Ofsted to be good or outstanding at end of quarter
- Rate (per 10,000) of referrals to social care
- Rate (per 10,000) subject to a CPP
- Rate (per 10,000) of Looked After Children
- % of LAC adopted
- % of LAC with 3 or more placements during the year
- Smoking status at time of delivery
- The attending prevalence at 6-8 weeks

- % VP academic age 16 and 17 NEET
- Number of requests for Support Reached from New Clients, per 10,000 Population
- Number of new clients progressing to an assessed service per 10,000 Population
- Long-term support needs of younger adults (aged 18-44) met by admission to residential and nursing care homes
- Proportion of Safeguarding Concerns per 100,000 of the population
- Proportion of Safeguarding inquiries (S42) per 100,000 of the population
- Proportion of Section 42 Enquiries where the Risk is either reduced or resolved
- % of adults with learning disabilities in paid employment
- Adults (aged 18+) who have taken part in sport and physical activity at least twice in the last 28 days
- Life expectancy (Male) (HICOF 0.14)
- Life expectancy (Female) (HICOF 0.14)
- Gap in the employment rate between those with a long-term health condition and the overall employment rate

- Emergency hospital admissions due to falls in people aged 65 and over
- Premature CVD mortality
- Flu vaccinations in 65+
- Long-term support needs of older adults (aged 65 and over) met by admission to residential and nursing care homes
- The % of older people who were left at home 95 days after discharge from hospital into residential care
- % of CQC registered homes rated Good or Better by CQC
- % of CQC registered Community Based Adult Social Care Services rated Good or Better by CQC
- Home Care - Average hours commissioned per 10,000 population
- % of service users receiving Home Care
- % of carers receiving self-directed support
- Delayed Transition of care attributable to Adult Social Care per 100,000 population

Scrutiny 2018/2019

Thursday 30 th August 2018	Monday 8 th October 2018	Wednesday 5 th December	Wednesday 6 th February 2019	Wednesday 10 th April 2019
Recreational Facilities	Start Well	Safeguarding and Inspection of Local Authority Schools	Pupil Places Planning	Mental Health Services for Children
Obesity, Physical Activity, and Healthy Eating	Primary Outcomes and Inspections. Secondary outcomes and Inspections	Virtual Schools. Young Carers	Early Intervention and Positive Parenting. Exclusions.	Diversity in Schools. Early Help





Scrutiny 2019/2020

Wednesday 28 th August	Monday 21 st October	Monday 21 st December	Monday 3 rd February	Monday 30 th March
Baseline What we did in 2018/19. What worked.	Sex and Relationship Education. Head Teachers to attend.	Special Education Needs and Disabilities (SEND) Strategy. including Therapeutic Hub.	Helping Earlier. Healthy Child. Bolton Hospital Foundation Trust & NHS Clinical Commissioning Group to attend.	Multi Agency Safeguarding Arrangements - Managing Risks. Sufficiency Strategy.
Risks, Priorities, Culture Changes.	Diversity Delivery Models Head Teachers to attend.	Educational Outcomes. Primary, Secondary, Looked After Children, Children Missing Education & Elective Home Education	Early Years - School Readiness. H Shearer to attend.	Social Care Permanence Strategy.

Scrutiny 2019

- Each meeting starts with an update from previous meeting
- Performance reports – consider which questions you may want to ask on specific areas
- Consider how each scrutiny session supports the key priorities
- Brief overview today of our position relating to school places
- Escalation to DfE – meeting 4/9/2019

