



# **Children's Services Scrutiny Group**

**19<sup>th</sup> August 2015**

**School Admissions**



# Presentation Structure

- **Role and Responsibility of the Local Authority**
- **Primary School Admissions**
  - 2015 Admissions Round
  - Outcomes
    - Allocation of places
    - Appeals
- **Secondary School Admissions**
  - 2015 Admissions Round
  - Outcomes
    - Allocation of places
    - Appeals
- **Future Place Planning**



# **Role and Responsibility of the Local Authority**

## **Background Documents**

- Schools Admissions Code
- School Admission Appeals Code
- The School Admissions (Co-ordination of Admission Arrangements) (England) Regulations 2008

## **Local Authority Role**

- Determination of admission policies and procedures for community and voluntary-controlled schools in its area
- Co-ordination of admissions into Reception classes and Year 7 (Co-ordination of in year admission is optional)
- Refer to School Adjudicator any admission arrangements which they are of the view or suspect are unlawful
- Fair Access Protocols agreed with the majority of schools



# **Role and Responsibility of the Local Authority**

- Provide independent advice and guidance to parents and carers
- Publish a composite booklet on line for parents setting out the admission arrangements for all schools in its area (with hard copies available on request)
- Provide a common application form
- Produce an annual report on admissions for all schools in its area to the Schools Adjudicator
- Publish on the website the proposed admission arrangements for any new school or Academy
- Publish the determined arrangements for all schools with information on how to refer objections to the Schools Adjudicator

# Primary School Admissions

- 2015 Admissions Round.
- Allocation of Places

<b>Total Applications Received</b>	<b>3733</b>	
1 <sup>st</sup> Pref offers	3346	86.68%
2 <sup>nd</sup> Pref offers	256	6.79%
3 <sup>rd</sup> pref offers	57	1.51%
No Pref offers	114	3.02%

# Primary School Admissions

- 2015 Admissions Round
- Appeals.

Type of School	Numbers of Appeals Heard	Numbers of Appeals Upheld	Number of Appeals Refused
Voluntary-Aided (CE/RC)	29	3	26
Community /VC	73	2	71
Total	102	5	97

# Secondary School Admissions

- 2015 Admissions Round.
- Allocation of Places

<b>Total Applications Received</b>	<b>3081</b>	
1 <sup>st</sup> Pref offers	2675	86.8%
2 <sup>nd</sup> Pref offers	248	8.08%
3 <sup>rd</sup> Pref offers	83	2.69%
No Pref offers	75	2.43%

# Secondary School Admissions

- 2015 Admissions Round
- Appeals

Type of School	Numbers of Appeals Heard	Number of Appeals Upheld	Number of Appeals Refused
Voluntary-Aided (RC/CE/Muslim)	116	19	97
Community/VC	23	9	14
Free schools/Academies	52	17	35



# In Year admissions 2014/2015

## Primary

Cluster	No. Admitted	No left
1 Eagley, Egerton, Bromley Cross	38	13
2 Farnworth	138	58
3 Little Lever, Stoneclough	70	17
4 Farnworth, Kearsley	138	48



# In Year Admissions

Primary cont.

Cluster	No admitted	No. left
5 Deane, Daubhill, Morris Green	167	40
6 Westhoughton	53	25
7 Blackrod, Horwich	53	25
8 Smithills, Astley Bridge	83	13
9 Halliwell	110	39
10 Deane, Lostock, Heaton	228	62



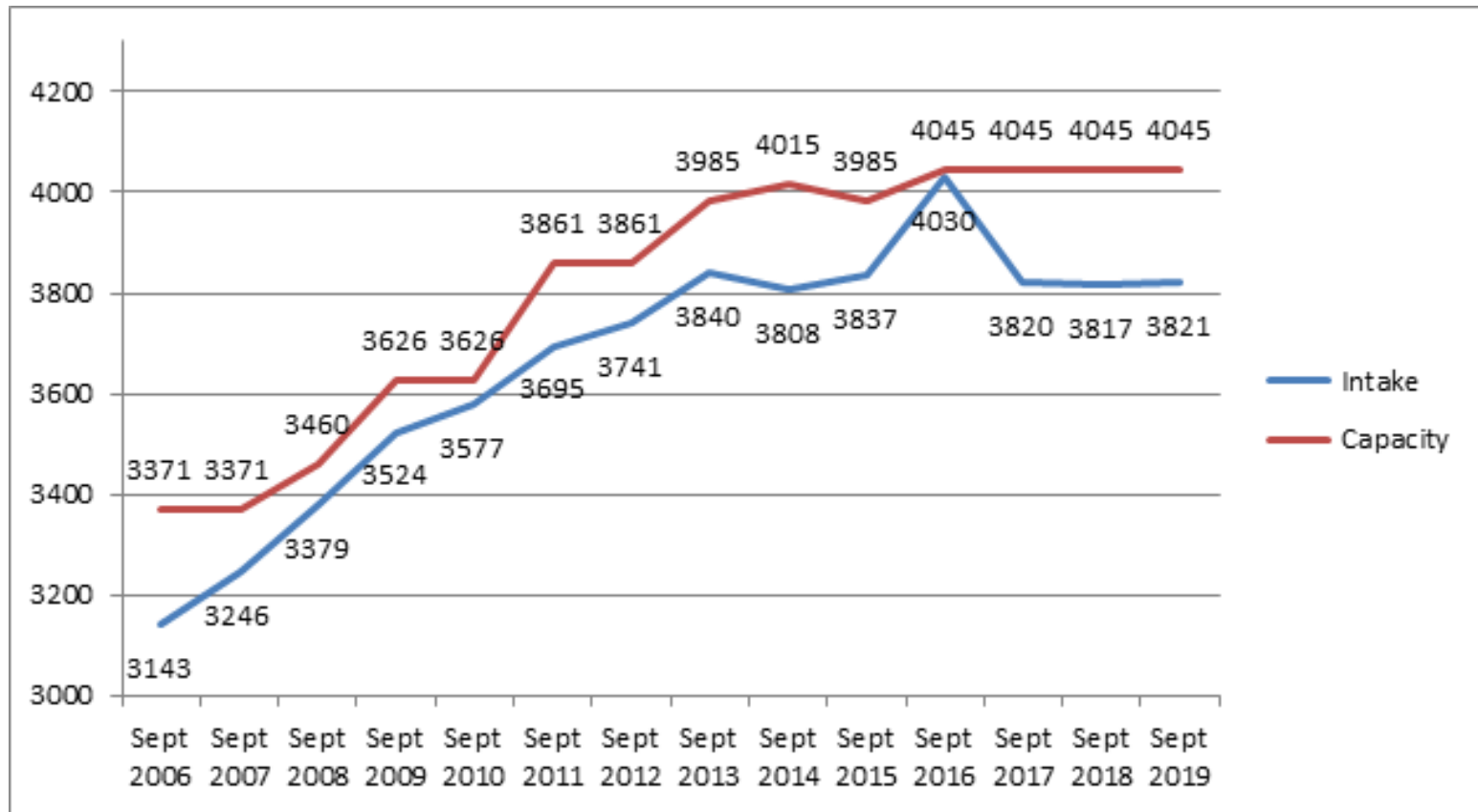
# In Year Admissions

## Secondary

Cluster	No Admitted	Number Left
North	177	64
South	225	60
West	116	40

# Future Place Planning

- PRIMARY INTAKES**



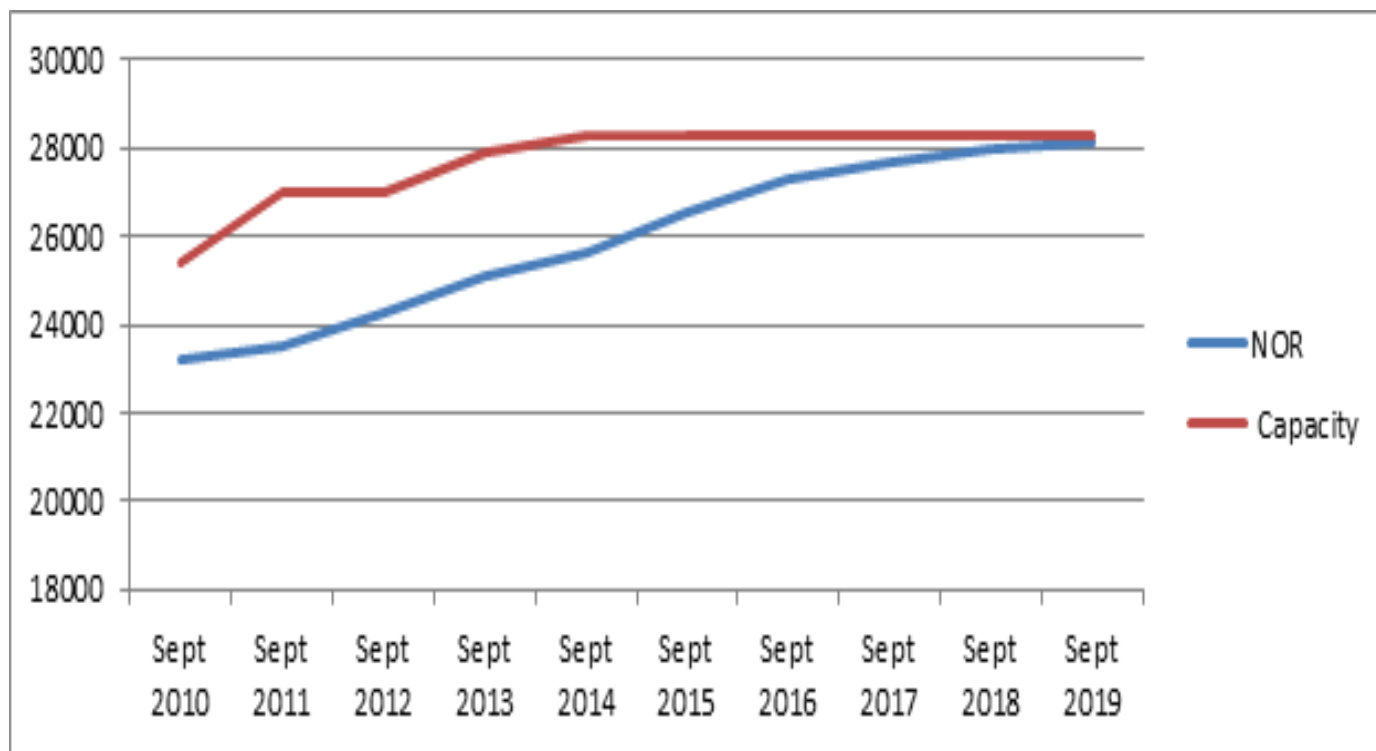


# Future Place Planning

- The expected high intakes in Sept 2016 reflect the very high number of births recorded in Bolton in 2012.
- Specific issues in the following areas where capacity will be exceeded in Sept 2016:
  - The West – Horwich
  - The North – Astley Bridge
  - The North East – Brightmet
  - The South East – Kearsley and Little Lever
  - The South – Morris Green
- Proposals to increase intake capacity (bulge years) in these areas will be agreed during the Autumn Term 2016. .
- Against the background of varying intake demand above, the overall primary population, which is shown as the numbers on roll (NOR) continues to rise.

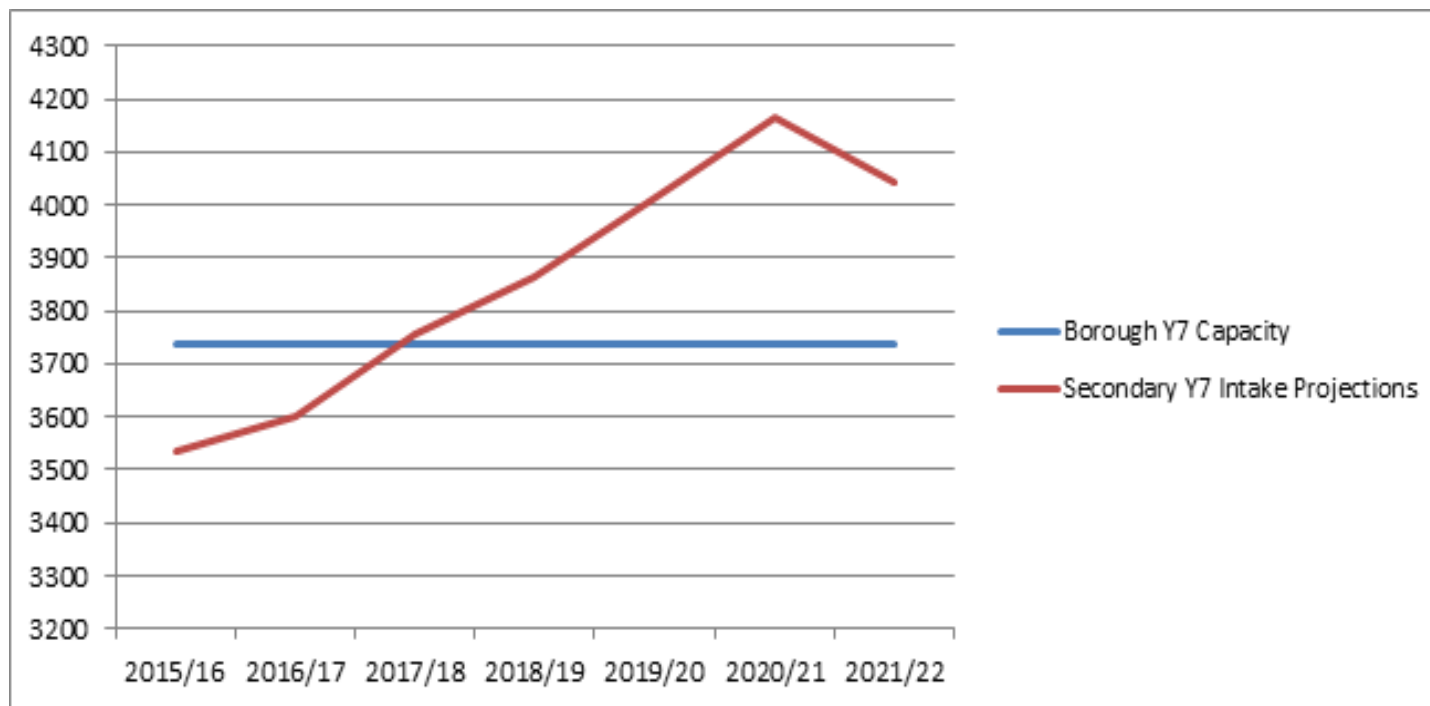
# Future Place Planning

- Primary Number on Roll



# Future Place Planning

- Secondary Intakes



# Future Place Planning

	2015/16	2016/17	2017/18	2018/19	2019/20	2020/21	2021/22
Borough Y7 Capacity	3739	3739	3739	3739	3739	3739	3739
Secondary Y7 Projections	3535	3600	3754	3865	4015	4165	4042

**Existing Y7 intake capacity in Bolton's secondary schools will be exceeded by September 2017, and the overall number of available places (Y7-Y11) will be exceeded shortly after this.**

**Currently estimated that by September 2017 Bolton will require at least 150 additional Year 7 places.**

**These initial 150 Year 7 intake places equate to 600 pupil places overall (Y7-Y11 places).**

**Future growth and the need for increased capacity is expected thereafter.**





# Future Place Planning

## Special Schools

- Demand for Special School places continues to grow at the same rates above;
- Both Ladywood and Green Fold Special Schools have, and are planned for further expansion;
- Both Firwood and Rumworth have, and are planned for further expansion;
- Significant anticipated cost.
- No discrete funding for the expansion of Special Schools. LA Basic Need allocation only.



# Questions?