

Bolton Council

Report to: Children's Services Scrutiny Committee

Date: 27th August 2009

Report of: Director Of Children's Services

Report No:

Contact Officer: Anne Gorton

Tele No: 01204 334253

Report Title: **Positive Contributions outcome area – performance information**

**Confidential /
Non Confidential:**
(delete as approp)

(**Non-Confidential**) This report does **not** contain information which warrants its consideration in the absence of the press or members of the public

Purpose:

To provide Scrutiny Committee members with background information on performance indicators within the Positive Contributions outcome area, Bolton's current performance

Recommendations:

Scrutiny Committee for Children's Services is requested to:

- Consider Bolton's end year performance against the indicators included in the Make a Positive Contribution Outcome area of the Every Child Matters Framework.

Decision:

**Background
Doc(s):**

1.0 Introduction

As part of its annual programme of work the Children's Services Scrutiny Committee requested information on the indicators within the Positive Contribution outcome area of the Every Child Matters Outcomes (ECM) Framework along with an overview of Bolton's performance against the indicators. This report seeks to provide details of the indicators and where available Bolton's performance and comparison with both statistical neighbours and the average for England.

2.0 Format of the Report

The report contains:

- An overview sheet providing an 'at-a-glance' indication of performance against targets and direction of travel against each of the ECM Outcomes as at year end 2008/09.
- A detailed breakdown of performance for those indicators contained within the Make a Positive Contribution Outcome area of the ECM framework. The breakdown of performance considers individual targets against set against the indicators and shows whether year end targets were met, whether performance is improving or declining compared to last year and the improvement actions being taken. These are broken down by plan into:
 - Bolton's Local Area Agreement (LAA) targets
 - Bolton's Community Strategy targets
 - All other National Indicators in the ECM Outcomes Framework
- To give an indication of how Bolton's performance is comparing with others, the report also shows, in very simple terms, whether Bolton performance was better or worse than the national average and the average of our statistical neighbours whenever this information was last published.

3.0 Headline Commentary on Performance for Positive Contributions Outcome Area

12 of the indicators within this outcome area did not have a target set for 2008-09 largely because many are perception indicators collected by national surveys for the first time in 2008. The results will form a baseline to enable improvement targets to be set for when the survey is repeated in 2010.

Performance on indicators which look at children and young people who have committed offences is generally improving. The proportion of young offenders who are EET has increased, as has the proportion of young offenders who are suitably accommodated – though it should be noted here that since our last submission of figures for this indicator the YJB has issued new guidance which allows us to count custody as suitable accommodation.

- Young Offenders engaged in suitable education, employment or training increased from 71% to 81.1%

- Rate of young people receiving a custodial sentence has increased from 5.8 % to 6.9% - though this was in the context of a falling number of young people becoming involved in the criminal justice system.

Actions to Improve Performance include:

- Implementation of the Community Reparation element of the Youth Crime Action Plan
- Provision of Targeted Youth Support
- Build upon the strong introduction of Diploma Courses in Bolton in Autumn 2008
- Drive improvements in 14-19 performance via the Attainment, Participation and Progression sub-group of the 14-19 Partnership

4.0 Equality Impact Assessment

This report does not require an Equality Impact Assessment as it is not seeking a policy change.

5.0 Recommendations

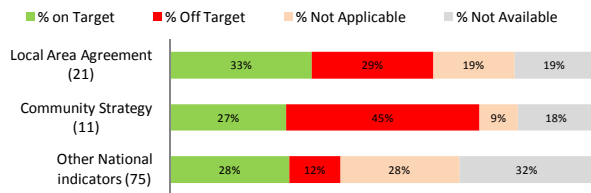
Scrutiny Committee for Children's Services is requested to:

- Consider Bolton's end year performance against the indicators included in the Make a Positive Contribution Outcome area of the Every Child Matters Framework.

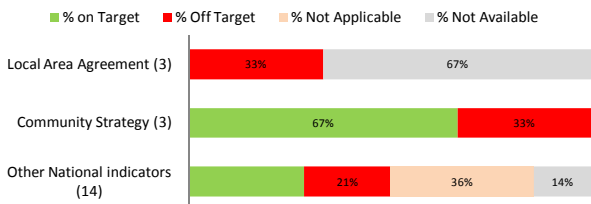
Children's Trust Performance Dashboard - Year ended 31st March 2009

Annual Targets Met

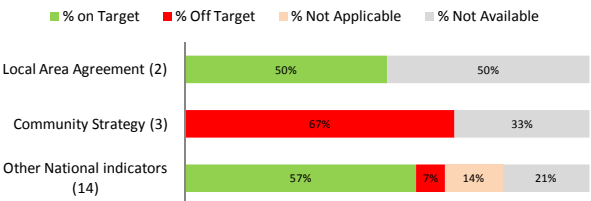
All ECM Outcomes



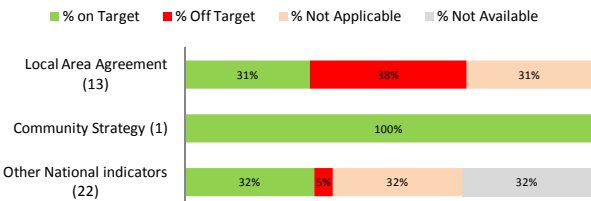
Be Healthy



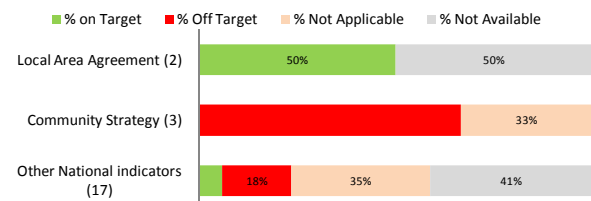
Stay Safe



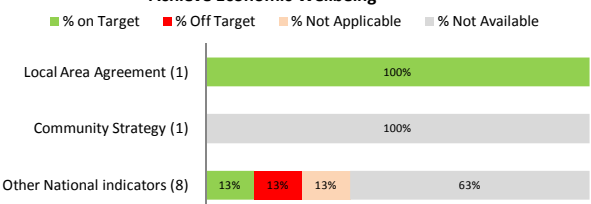
Enjoy & Achieve



Make a Positive Contribution

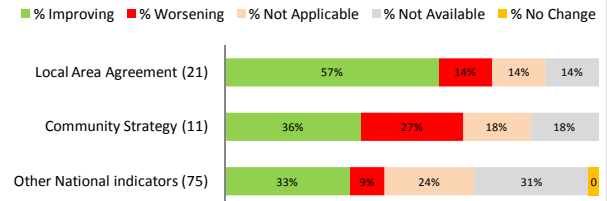


Achieve Economic Wellbeing

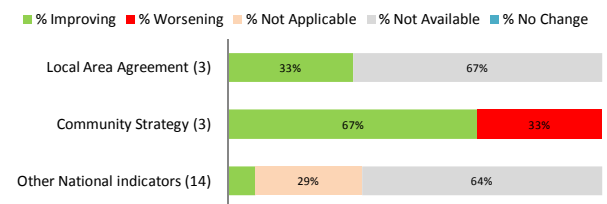


Direction of Travel

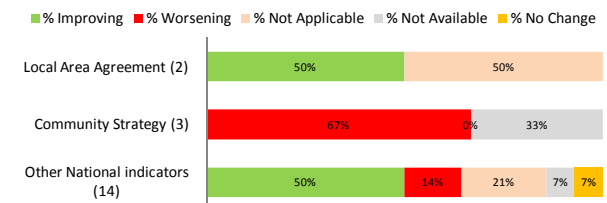
All ECM Outcomes



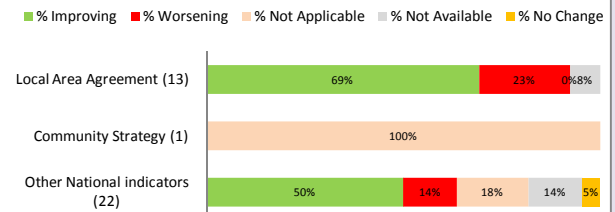
Be Healthy



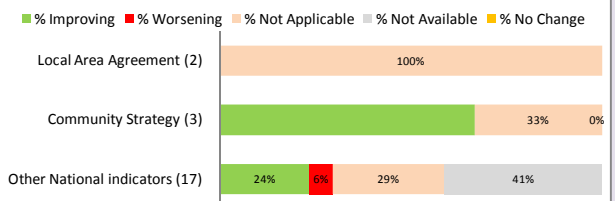
Stay Safe



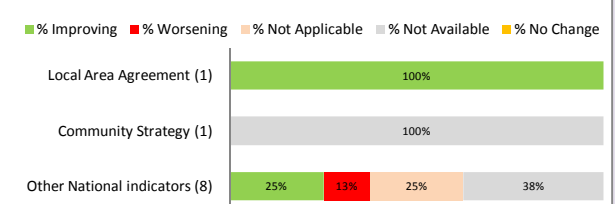
Enjoy & Achieve



Make a Positive Contribution



Achieve Economic Wellbeing



Performance Against Targets - Make a Positive Contribution

Local Area Agreement Target

National Indicator	Previous Year's Performance	Target 2008/09	Year End Actual 2008/09	Target Met	DoT from Previous Year	Comparison with statistical neighbour average	Comparison with England average	Actions being taken to improve performance
NI 15 Serious violent crime rates	n/a	1.12	0.57	Yes	Not applicable	Not available	Not available	0
NI 27 Understanding of local concerns about anti social behaviour and crime by the local council and police - % who agree that people's views are sought	n/a	No target	23.90	Not available	Not applicable	Better	0	0

Community Strategy Targets

National Indicator	Previous Year's Performance	Target 2008/09	Year End Actual 2008/09	Target Met	DoT from Previous Year	Comparison with statistical neighbour average	Comparison with England average	Actions being taken to improve performance
NI 79 Achievement of Level 2 qualification by age 19	68.2%	0.74	70.0%	No	Improving	Not available	Worse	The recent Ofsted Inspection around diplomas (Construction and the Built Environment) identified that Bolton has effective strategic direction leadership and management in taking forward the 14-19 agenda. The 2008 GCSE results showed a 13% increase in the number of young people achieving 5 A*-C or equivalent (Level 2) by 16, which will have a marked effect on our Level 2 by 19 target by 2010.
NI 80 Achievement of a Level 3 qualification by the age of 19	43.5%	0.479	45.0%	No	Improving	Not available	Worse	The Partnership has set up a Attainment Participation and Progression Sub-Group which will be responsible for monitoring performance and this now will enable full implementation of self-assessment process against all these borough targets. The latest results 2007 shown here puts Bolton as 2nd highest in comparison to its statistical neighbours and 2008 A level results showed a slight increase on last year. This will impact on the 2008 L3 by 19 results for Bolton in a positive way.
NI 110 Young people's participation in positive activities	n/a	no target	64.1%	Not Applicable	Not Applicable	Worse	Worse	Increase understanding of the 2008/09 result from Tellus. Which schools participated? How is the question being interpreted by our young people? Plan activities/ focus groups before next survey to discuss what young people perceive as positive activities. Investigate authorities with higher performance to establish if they do anything differently from us.

Performance Against Targets - Make a Positive Contribution

Other National Indicator Targets								
National Indicator	Previous Year's Performance	Target 2008/09	Year End Actual 2008/09	Target Met	DoT from Previous Year	Comparison with statistical neighbour average	Comparison with England average	Actions being taken to improve performance
NI 19 Rate of proven re-offending by young offenders	34.20	No target	30.3	Not applicable	Improving	Better	Better	Implementation of Community Reparation element of the Youth Crime Action Plan as part of an overall YOT caseload management system delivering quality interventions. Targeted Youth Support, Challenge & Support and Intensive Intervention Project.
NI 21 Dealing with local concerns about anti-social behaviour by the local council/ police - % who feel asb and crime being successfully dealt with	n/a	No target	22.6	Not available	Not applicable	Worse	0	0
NI 28 Serious knife crime	n/a	No target	Not available	Not available	Not applicable	Not available	Not available	0
NI 29 Gun crime rate	n/a	No target	Not available	Not available	Not applicable	Not available	Not available	0
NI 35 Building resilience to violent extremism	n/a	No target	Not available	Not applicable	Not available	Not available	Not available	0
NI 43 Young people within the Youth Justice System receiving a conviction who are sentenced to custody	5.8%	6.1%	6.9%	No	Worsening	Better 2007-08	Better 2007-08	The actual number of young people sentenced to custody has shown a slight decrease in 2008/09 but because of the success in reducing the number of First Time Entrants to the criminal justice system there are less young people being sentenced (approx 28%) and therefore the proportion of young people sentenced to custody expressed as a percentage has increased.
NI 44 Ethnic composition of offenders on Youth Justice System disposals	-8.2	0.00	Not available	Not applicable	Not available	Worse 2007-08	Worse 2007-08	Annual measurement at year end.
NI 45 Young offenders engagement in suitable education, employment or training	71.0%	83.0%	81.1%	No	Improving	Better 2007-08	Better 2007-08	Strengthened collaborative working between YOT and other services e.g. Connexions, 14-19 providers etc.
NI 46 Young offenders access to suitable accommodation	95.8%	95.0%	97.9%	Yes	Improving	In line 2007-8	Better 2007-08	YJB confirmed that young people in custody should not be classed as in unsuitable accommodation so figures have been resubmitted.
NI 85a Post-16 participation in physical sciences (Number of entries for A Level Physics)	n/a	No Target	61	Not applicable	Not applicable	In line	In line	The LA Science Consultant supports Science departments as they seek to improve take up of post 16 physical sciences
NI 85b Post-16 participation in physical sciences (Number of entries for A Level Chemistry)	n/a	No Target	124	Not applicable	Not applicable	In line	In line	The LA Science Consultant supports Science departments as they seek to improve take up of post 16 physical sciences
NI 85c Post-16 participation in physical sciences (Number of entries for A Level Maths)	n/a	No Target	158	Not applicable	Not applicable	In line	In line	The LA Science Consultant supports Science departments as they seek to improve take up of post 16 physical sciences
NI 90 Take up of 14-19 learning diplomas	n/a	115 learners	101	No	Improving	Not available	Not available	The target was to enroll 115 learners in September 2008 and the actual figure was 109. Currently (January 2009) 101 learners remain on programme. In year recruitment is not possible for diplomas and therefore the diploma strategic group is working with all stakeholders to ensure appropriate Information, Advice and Guidance is available for learners who may wish to consider a diploma as an appropriate progression pathway from for September 2009
NI 91 Participation of 17 year-olds in education or training	77%	79.0%	Not available	Not available	Not available	Better 2006-07	In line 2006-07	0
NI 149 Adults in contact with secondary mental health services in settled accommodation	59%	No target	Not available	Not available	Not available	Not available	Not available	0
NI 150 Adults in contact with secondary mental health services in employment	n/a	No target	Not available	Not available	Not available	Not available	Not available	0
NI 174 Skills gap in the current workforce reported by employers	0	No target	Not available	Not available	Not available	Better 2006-07	Better 2006-07	0