

Place Scrutiny - February 2023: Planning Service – Summary Performance Report

Planning Work in Progress (WiP)

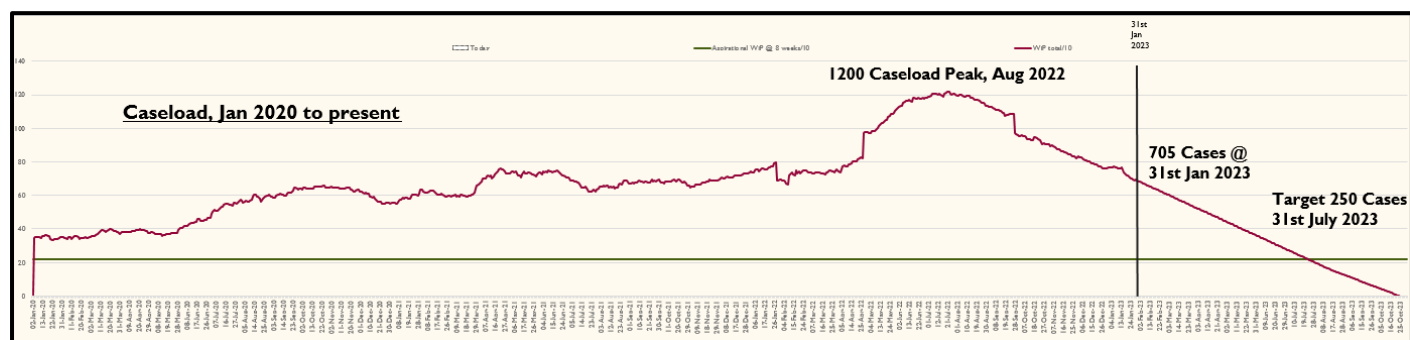


Figure 1: Graph illustrating progress in planning application determinations for the period Jan 2020 to present.

Notes:

- Vertical line illustrates the current application level, progress and trajectory based on current resources.
- 700 cases on hand at the time of writing (down from a peak of 1,200 cases peak in August 2022)

'District' Planning Matters Return (PS1 and PS2) – Quarterly Return, October-December 2022

Statistics collected by Government on a quarterly basis about the range of district matter applications that local planning authorities handle when exercising their development management function. Statistics based on quantum and on speed of decision. Results show Bolton maintains performance in excess of Government targets for speed of decisions and timescales agreed with customers.

Application Type	Government Target	Bolton Results
Major	60%	89.47%
Non-Major	70%	88.85%

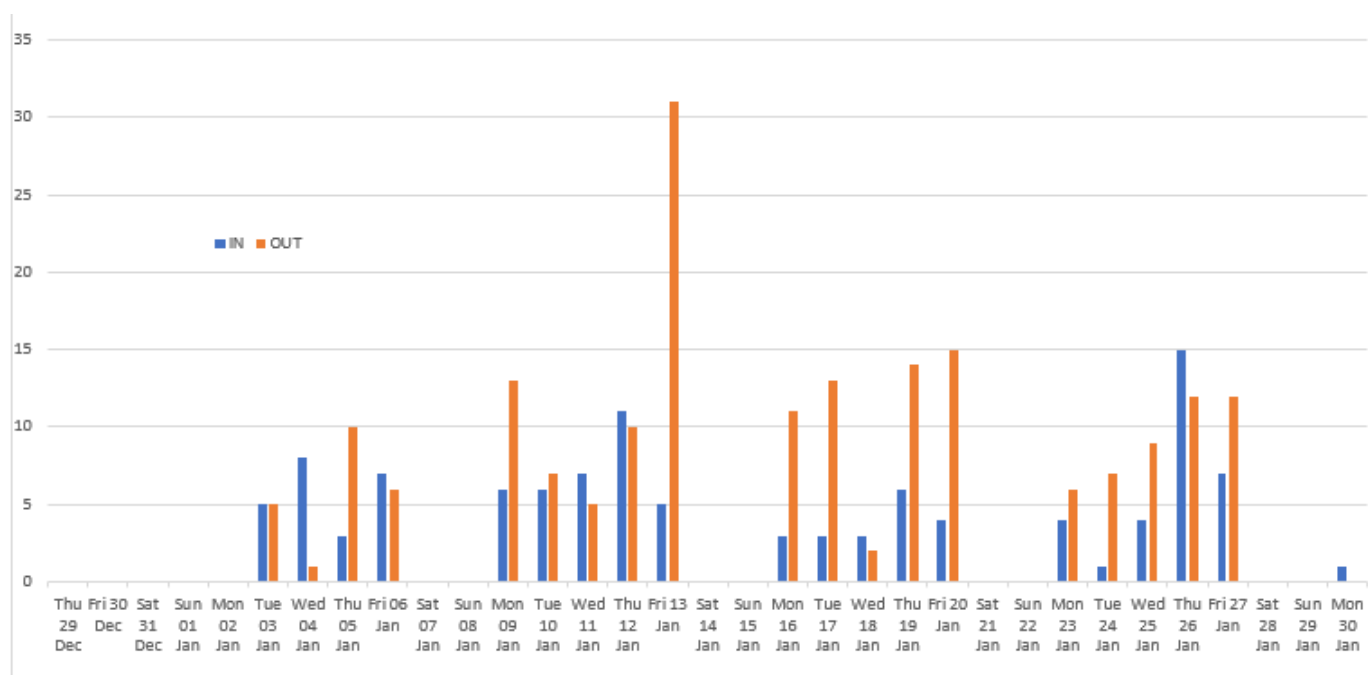


Figure 2: Planning Applications Validated and Determined – Past 30 Days

The bar charts (Figures 2 and 3) demonstrate that decisions issued are above the number of cases received into the department. It should be noted that on a daily basis this is difficult to manage however on a monthly basis it is evident that positive progress is being made.

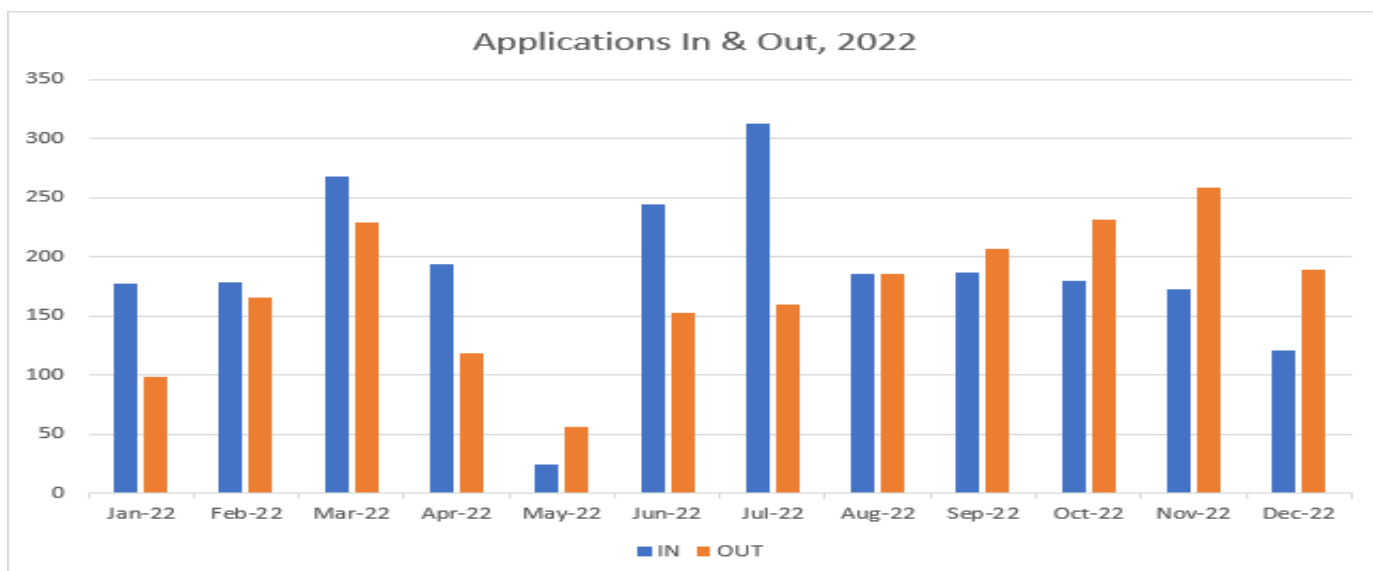
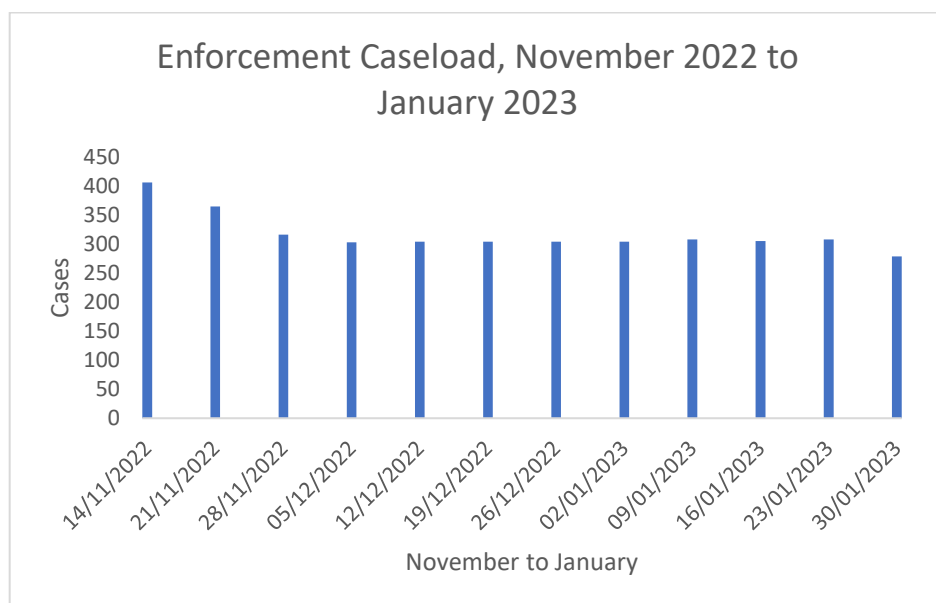


Figure 3: Planning Applications Validated and Determined – 2022, by month

Enforcement Caseload

Established processes for registering new cases continue to be effective in ensuring that complaints that are not planning matters, or lack key information/details do not enter the planning enforcement system and are redirected/returned without delay.



Week	Cases
w/c 14/11/22	406
w/c 21/11/22	365
w/c 28/11/22	316
w/c 5/12/22	303
w/c 12/12/22	304
w/c 9/1/23	309
w/c 16/1/23	305
w/c 23/1/23	308
w/c 30/1/23	279

Figure 4: Enforcement Caseload

Notes:

- Steady progress on reduction of live cases continues to be made whilst at the same time managing the number of formal notices being issued, compliance with enforcement notices issued and prosecutions.
- Approximately 10% of all live cases are subject to formal enforcement action, so not part of the 'day to day' assessment and would therefore reduce the above case figures further.